



ANIMAL HEALTH IN  
AUSTRALIA



# Annual Report

2025

 animalhealth  
AUSTRALIA

© Animal Health Australia 2026

## Preferred citation

Animal Health Australia (2026). *Animal Health in Australia Annual Report 2025*, Animal Health Australia, Canberra, Australia.

## Acknowledgments

This report is produced by Animal Health Australia and receives input and review from staff at the Australian Government Department of Agriculture, Fisheries and Forestry, including through the Australian Bureau of Agricultural and Resource Economics and Sciences (ABARES). Input is also received from the state and territory governments, Australia's livestock industries and Wildlife Health Australia.

Animal Health Australia would like to acknowledge the efforts of all contributors to this report, including industry, the National Animal Health Information Program Advisory Committee, and the organisations and individuals who contributed images.

## About this publication

The *Animal Health in Australia Annual Report* covers animal health and related matters that have occurred during the year, including relevant new policies and projects, disease incidents and status, and research activities.

Chapter 1 outlines key achievements and important updates, while Chapter 2 highlights the current status of Australia's terrestrial animal health and animal surveillance. Chapter 3 provides an overview of the current status of Australia's aquatic animal health.

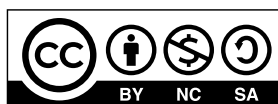
## Disclaimer

This publication is published by Animal Health Australia for information purposes only. Information contained in it is drawn from a variety of sources external to Animal Health Australia. Although reasonable care was taken in its preparation, Animal Health Australia does not guarantee or warrant the accuracy, reliability, completeness or currency of the information, or its usefulness in achieving any purpose.

To the fullest extent permitted by law, Animal Health Australia will not be liable for any loss, damage, cost or expense incurred in or arising by reason of any person relying on the information in this publication. Persons should accordingly make and rely on their own assessments and enquiries to verify the accuracy of the information provided.

## Copyright and trademarks

### Licence



This work is licensed under the Creative Commons Attribution-NonCommercial-ShareAlike 4.0 International License, except:

- any third-party material contained within the work
- any material protected by a trademark
- any images and/or photographs.

To view a copy of this licence, visit [creativecommons.org/licenses/by-nc-sa/4.0](https://creativecommons.org/licenses/by-nc-sa/4.0).

### Trademarks

Any trademarks or logos contained in this publication may not be used without the prior written permission of Animal Health Australia.

**ISBN 978-1-876714-04-8**

**Technical editing:** SuperScript Writing & Editing

**Design:** Animal Health Australia

**Printer:** Bytes N' Colours

## Contact information

For publication rights, reproduction enquiries, suggestions, or recommendations, please contact:

### General Manager

Emergency Preparedness and Surveillance  
Animal Health Australia

**A:** PO Box 998 Dickson ACT 2602

**T:** 02 6232 5522

**E:** [aha@animalhealthaustralia.com.au](mailto:aha@animalhealthaustralia.com.au)

### Digital copies

Digital copies of this report, as well as previous editions, are available at [animalhealthaustralia.com.au/ahia](https://animalhealthaustralia.com.au/ahia).

# Foreword

Welcome to the 2025 edition of the *Animal Health in Australia Annual Report*, which highlights key animal health initiatives and developments over the past year. This report complements the *Animal Health in Australia System Report*, which provides detail on the animal health systems, governance, surveillance, emergency management and animal welfare arrangements that underpin Australia's favourable animal health status.

The global animal health landscape continued to evolve throughout 2025, bringing ongoing and emerging challenges for Australia's biosecurity system. Against this backdrop, governments, industry and the broader animal health community continued to work collectively to protect animal health and welfare, and to strengthen national preparedness and resilience across Australia's animal health system.

A major milestone during the year was the successful conclusion of Australia's response to H7 high pathogenicity avian influenza (HPAI) in poultry in Victoria. In June 2025, following eradication, Australia made a self declaration of freedom from HPAI in poultry to the World Organisation for Animal Health, providing global transparency on our disease status and the strength of our response systems. This outcome, consistent with previous H7 HPAI eradications in poultry in Victoria, New South Wales and the



Australian Chief Veterinary Officer Dr Beth Cookson

Australian Capital Territory, reflects the value of strong national arrangements and effective collaboration between governments, industry and communities.

At the same time, H5 HPAI remained a key focus of preparedness activities. In November 2025, H5 HPAI was confirmed in southern elephant seals on Australia's sub-Antarctic territory of Heard Island, following observations of unusual mortality by Australian Antarctic Program scientists. While the Australian mainland remained free from H5 HPAI throughout the year, this detection reinforced the seriousness of the ongoing global threat posed by the disease and the importance of sustained vigilance across wildlife, production and environmental interfaces.

National readiness was further strengthened through a coordinated program of preparedness exercises and capability-building activities, delivered in partnership with Australian and state and territory governments, industry, Animal Health Australia and Wildlife Health Australia. These exercises tested national arrangements, validated emergency plans and enhanced decision-making for complex, multijurisdictional biosecurity events. They demonstrated the importance of shared responsibility and the enduring value of public-private partnerships that sit at the heart of Australia's animal health system.

Collaboration also underpinned continued progress against national animal health plans. Work under *Animalplan 2022 to 2027* and *AQUAPLAN 2022–2027* focused on strengthening emergency preparedness, prioritising future actions and addressing emerging risks across terrestrial and aquatic sectors. Work also continued to identify knowledge gaps, prioritise research and discuss key issues such as surveillance and vaccination under the *National Lumpy Skin Disease Action Plan*.



Australian industry organisations continued to play a critical role in strengthening national emergency animal disease (EAD) preparedness throughout the year. A collaborative research project brought together industry groups, Animal Health Australia and the Australian Government to develop practical, effective and user-friendly crisis management plan templates to increase compatibility with existing EAD response plans and agreements, while also strengthening the emergency preparedness and resilience of our livestock industries.

Australia's biosecurity system is supported by strong and enduring infrastructure. In 2025, the Post Entry Quarantine facility in Mickleham, Victoria, marked its 10-year anniversary. Since opening in 2015, the facility has processed more than 152,000 imported animals and 250,000 plants, reinforcing Australia's reputation for world-class quarantine and biosecurity management.

Looking ahead, continued investment in future-focused approaches remains essential as biosecurity challenges grow in scale and complexity. This includes advancing One Health approaches that recognise the interconnectedness of human, animal and environmental health. A key milestone was the passage of legislation establishing the Australian Centre for Disease Control as an independent statutory agency from January 2026, strengthening national capability in public health surveillance, preparedness and intelligence through a One Health lens.

I thank everyone who contributes to safeguarding Australia's animal health and maintaining the integrity of our biosecurity system. Your expertise, commitment and collaboration ensure we remain well positioned and resilient in the face of a rapidly evolving biosecurity landscape. Together, we continue to strengthen our systems and partnerships to meet future challenges with confidence.

Dr Beth Cookson  
*Australian Chief Veterinary Officer*

# Contents

- Foreword ..... iii**
- Chapter 1: Key achievements and important updates ..... 2**
  - Advancing Australia’s animal health system through coordinated national strategies and plans .....3
  - Improving preparedness for priority and emerging emergency animal diseases .....10
  - Continuous improvement of Australia’s national response strategies and arrangements.....14
  - Workforce continuous improvement updates .....20
  - Regional collaboration and capacity building .....22
  - Border biosecurity updates and achievements .....24
  - Advancing One Health to strengthen public health and disease control.....27
  - Industry-led advancements in biosecurity and preparedness ..... 30
  - Agricultural sustainability and animal welfare updates .....34
- Chapter 2: Terrestrial animal health status..... 38**
  - 2.1 Australia’s status for terrestrial animal diseases, infections and infestations listed by the World Organisation for Animal Health .....39
  - 2.2 Australia’s status for other notifiable diseases of terrestrial animals..... 45
  - 2.3 Significant disease incidents of nationally notifiable terrestrial animal diseases in 2025.....47
  - 2.4 National surveillance programs and initiatives .....52
- Chapter 3: Aquatic animal health status .....62**
  - 3.1 Australia’s status for aquatic animal diseases listed by the World Organisation for Animal Health.....63
  - 3.2 Australia’s status for other reportable diseases of aquatic animals ..... 66
  - 3.3 National exotic disease exclusion testing of aquatic animals in 2025 .....67
  - 3.4 Aquatic animal disease events in 2025.....67
- Appendix A**
  - Livestock and aquatic industries in Australia..... 69
- Appendix B**
  - Disease investigations of notifiable animal diseases of terrestrial animals .....76
- Acronyms and abbreviations..... 94**
- Index..... 96**

## Tables

Table 2.1	Australia's status for WOAHA-listed diseases of terrestrial animals, 2025.....	39
Table 2.2	Australia's status for the national list of notifiable diseases of terrestrial animals that were not reportable to WOAHA, 2025 .....	45
Table 2.3	Number of northern Australian feral animals tested for serological exposure to exotic diseases in 2025.....	57
Table 2.4	Wildlife disease investigations reported in Australia in 2025.....	58
Table 3.1	Australia's status for WOAHA-listed disease agents of aquatic animals in 2025.....	63
Table 3.2	Australia's status for other significant disease agents of aquatic animals in 2025.....	66
Table 3.3	National reportable disease investigations of aquatic animals in 2025 – total number of submissions and samples per species.....	67
Table A1	Sheep and cattle numbers by state, 2023–2024.....	69
Table A2	Australian livestock statistics.....	71
Table A3	Australian fisheries production.....	73
Table A4	Australian aquaculture production.....	74
Table B1	Investigations of national notifiable terrestrial animal diseases, 2025.....	76

## Figures

Figure 2.1	Number of investigations supported by the National Significant Disease Investigation Program, by syndrome and animal group, July 2024–June 2025.....	53
Figure 2.2	Locations of targeted myiasis monitoring and fly trapping in the Screw-Worm Fly Surveillance and Preparedness Program, 2024–25.....	55
Figure 2.3	Avian influenza virus targeted surveillance key sampling locations.....	60
Figure 3.1	Distribution of WOAHA-listed aquatic animal diseases in Australia.....	64
Figure A1	Sheep and cattle numbers by state, 2023–24.....	70



# Key achievements and important updates



The strength of Australia's animal health system lies in a commitment to ongoing improvement and shared responsibility. In 2025, various sectors made significant progress to strengthen Australia's animal health system. These achievements reflect the collaborative efforts of governments, industry and non-government organisations to help Australia stay prepared for potential threats, support the health and safety of our livestock and wildlife, maintain our high standards of animal welfare, and drive advancements in agricultural sustainability. This chapter provides an overview of key accomplishments, highlighting the steps that were taken in 2025 to strengthen our national capabilities and preparedness for future challenges.

# Advancing Australia's animal health system through coordinated national strategies and plans

Ongoing improvement to Australia's animal health system is underpinned by a suite of nationally agreed strategies, plans and initiatives that facilitate sustained coordination across governments, industry and other stakeholders. This section highlights progress made in 2025, demonstrating how coordinated strategy, governance and capability investments can deliver system-level improvements in preparedness, resilience and long-term sustainability.



## Implementing Australia's inaugural National Biosecurity Strategy Action Plan

In 2025, implementation of Australia's National Biosecurity Strategy (NBS) continued to build momentum, with coordinated efforts across governments, industry and the community driving steady progress against the 2024 *National Biosecurity Strategy Action Plan*. The year saw meaningful advances in governance, partnerships and capability, all of which are essential to strengthening the national biosecurity system.

As of December 2025, 45 activities were complete or underway, demonstrating progress across all 6 NBS priority areas, which include:

- shared biosecurity culture
- stronger partnerships
- highly skilled workforce
- coordinated preparedness and response
- sustainable investment
- integration supported by technology, research and data.

Through the action plan, collaboration has been strengthened between Australian, state and territory governments, industry bodies and research organisations. The action plan consolidates shared national priorities, enhances transparency and supports more coordinated

decision-making. This approach recognises biosecurity as a shared responsibility across governments, industry and the community, and supports coordinated action to strengthen national resilience.

The action plan plays a critical role in strengthening Australia's ability to prevent, detect and respond to emerging pest and disease threats, protecting our meat and livestock industries, unique native wildlife and biodiversity, agricultural productivity and international trade. Ongoing collaboration across governments, industry and community will remain central to delivering practical, on-the-ground outcomes under the NBS.

Read more about the NBS and action plan: [biosecurity.gov.au/about/national-biosecurity-committee/nbs](https://biosecurity.gov.au/about/national-biosecurity-committee/nbs)





## Implementing Animalplan 2022 to 2027

*Animalplan 2022 to 2027*

(Animalplan) is Australia's first national action plan for production animal health. It consolidates themes from over 30 existing strategies, action plans and frameworks, including the National Biosecurity Strategy. Animalplan has 7 objectives that cover disease preparedness and response, diagnostics and surveillance, industry biosecurity, antimicrobial resistance, sustainability, integrity systems and aspects of animal welfare. Animalplan also outlines a range of activities that collectively align to help achieve these 7 objectives.

Government, industry and non-government organisations are working together to develop and implement projects that align with Animalplan activities. By the end of 2025, over 70 projects had been identified as aligning with Animalplan. Progress of these projects is reported through the Animalplan webpage.

The Australian Government Department of Agriculture, Fisheries and Forestry provides the Animalplan Secretariat to work closely with the Animalplan Steering Committee and stakeholders to support the implementation of Animalplan. In 2025, the Secretariat completed a range of activities to support continued implementation, including:

- coordinating the mid-term review of Animalplan in a June 2025 workshop, bringing together a broad range of stakeholders to discuss key achievements, challenges and opportunities for current and future iterations of Animalplan
- launching a new searchable project database on the Animalplan website, consolidating information from previous progress reports into one platform to make it easier for users to find and track projects by keywords, objectives and status
- enhancing communication and engagement through publication of a new Animalplan communiqué.

Access the searchable project database, read the latest communiqué and find out more about Animalplan:

[agriculture.gov.au/agriculture-land/animal/health/animal-plan](https://agriculture.gov.au/agriculture-land/animal/health/animal-plan)



## Implementing the National Animal Health Diagnostics Business Plan 2021–2026

The *National Animal Health Diagnostics Business Plan 2021–2026* (NAHDBP) sets priorities for strengthening diagnostic capability and capacity in Australia's animal health laboratories, and aligns with *Animalplan 2022 to 2027*. It includes 5 key objectives to ensure national diagnostic services for terrestrial animals continue to meet and exceed the needs of Australians and overseas trading partners.

In 2025, the Australian Government Department of Agriculture, Fisheries and Forestry supported 18 projects, with 15 successfully completed. Notable achievements include:

- **streamlined diagnostic workflows**  
Agriculture Victoria Research piloted a laboratory sample barcoding system, improving sample management efficiency and accuracy in emergency animal disease responses. Options for national implementation are under consideration.
- **boosting equine diagnostics ahead of the Brisbane 2032 Olympics**  
The Australian Centre for Disease Preparedness has developed robust molecular and serological testing methods for glanders and is currently refining PCR (polymerase chain reaction) methods for equine piroplasmiasis. Establishing local, National Association of Testing Authorities (NATA)-accredited testing can reduce reliance on overseas laboratories and support trade certification for the Brisbane 2032 Olympics.
- **future-ready high-throughput sequencing capability**  
A national plan for developing Australia's first diagnostic high-throughput sequencing proficiency testing program for animal health was completed. Starting in 2026, the plan will guide the Laboratories Emergency Animal Disease Diagnosis and Response network towards quality-assured diagnostic sequencing.

Read more about NAHDBP projects:

[agriculture.gov.au/agriculture-land/animal/health/laboratories/national-animal-health-diagnostics-business-plan](https://agriculture.gov.au/agriculture-land/animal/health/laboratories/national-animal-health-diagnostics-business-plan)



## Progressing the National Lumpy Skin Disease Action Plan

The *National Lumpy Skin Disease Action Plan* sets out national priorities for actions to strengthen Australia's lumpy skin disease (LSD) preparedness and response capabilities and build capacity in partnership with countries in our near region. It includes 8 objectives and 27 activities that, once implemented, will enhance Australia's preparedness for a potential incursion of LSD. Representatives from the Australian, state and territory governments, Animal Health Australia and peak industry bodies share responsibility for delivering the action plan and have been working together to progress the activities.

Significant progress was made throughout 2025 with 8 activities now complete, 3 of which were completed in 2025, and the remaining 19 in progress. Key achievements in 2025 include:

- development of a national surveillance strategy by the National Veterinary Epidemiology and Surveillance Advisory Group in consultation with Animal Health Committee member and observer organisations, and cattle industry groups (see page 11)
- development of an epidemiological model to assess how the disease may spread in Australia and compare different control strategies, such as vaccination
- establishment of national testing capability for LSD across all state and territory government laboratories through the Laboratories for Emergency Animal Disease Diagnosis and Response network
- holding Exercise Raintree, a simulation exercise based on an LSD outbreak scenario conducted by the Northern Australia Coordination Network to strengthen preparedness in northern Australia (see page 15 for details on Exercise Raintree)
- initiation of a collaborative project between the Australian Government Department of Agriculture, Fisheries and Forestry (DAFF), Cattle Australia and the Australian Centre for Disease Preparedness to assess the feasibility of detecting LSD virus in insects collected from vector traps during a response, with results expected in December 2026



- publication of the *Lumpy Skin Disease Vector Management Guide* on the DAFF website to support operational planning for managing insect populations that transmit LSD virus.

In June 2025, a mid-term review workshop brought together industry, government and other stakeholders to identify knowledge gaps, prioritise research and development opportunities, and discuss key issues such as surveillance and vaccination. Collaboration will continue in 2026 to follow up on outcomes of the review and progress the action plan.

Read the action plan's quarterly progress reports: [agriculture.gov.au/biosecurity-trade/pests-diseases-weeds/animal/lumpy-skin-disease/national-action-plan](https://agriculture.gov.au/biosecurity-trade/pests-diseases-weeds/animal/lumpy-skin-disease/national-action-plan)

View the *Lumpy Skin Disease Vector Management Guide*: [agriculture.gov.au/biosecurity-trade/pests-diseases-weeds/animal/lumpy-skin-disease/vector-management-guide](https://agriculture.gov.au/biosecurity-trade/pests-diseases-weeds/animal/lumpy-skin-disease/vector-management-guide)



## Implementing Australia's Animal Sector Antimicrobial Resistance Action Plan

Australia is committed to mitigating the threat of antimicrobial resistance (AMR) using a One Health approach. Government, industry, academic and other non-government animal health partners continue to work together to implement *Australia's Animal Sector Antimicrobial Resistance Action Plan 2023 to 2028*.

In 2025, the Australian Government Department of Agriculture, Fisheries and Forestry (DAFF) funded the development of a monitoring and evaluation framework for the action plan to help monitor its progress. A task group under the Animal Health Committee completed work on AMR communications, AMR surveillance

policy and harmonisation of lists of prohibited antimicrobials for use in animals across different states and territories. The Animal Industries Antimicrobial Stewardship Steering Committee completed a stocktake of activities being undertaken by their members, and the red meat industries, through Meat & Livestock Australia, completed a pilot project to scope potential future approaches to antimicrobial use data collection. The dairy industry completed an industry survey on AMR.

This work contributes to ongoing strengthening of Australia's systems for mitigating AMR, and our knowledge of the current state of AMR risk in the Australian livestock industries.

Read more about the AMR action plan:  
[agriculture.gov.au/agriculture-land/animal/health/amr/animal-sector-plan](https://agriculture.gov.au/agriculture-land/animal/health/amr/animal-sector-plan)





## Renewing the Australian Animal Welfare Strategy

The Australian Government has committed \$5 million over 4 years (2023–2027) to the renewal of the

Australian Animal Welfare Strategy (AAWS). The renewed strategy will provide a contemporary national animal welfare framework and confirm Australia's commitment to a modern, sustainable, scientific and evidence-based approach to animal welfare.

Australian, state and territory agriculture ministers committed to jointly leading the renewal of the strategy and agreed to the National Statement on Animal Welfare. Consultation to inform the renewed strategy and its animal group chapters continued in 2025 and can be read in the consultation summary. The renewed strategy is expected to be finalised in 2027.

Read more about the project and subscribe to *The AAWS Connection* newsletter: [agriculture.gov.au/agriculture-land/animal/welfare/aaws](https://agriculture.gov.au/agriculture-land/animal/welfare/aaws)



## Implementing AQUAPLAN 2022–2027

*AQUAPLAN 2022–2027* (AQUAPLAN), Australia's fourth national strategic plan for

aquatic animal health, provides a shared vision for governments and aquatic animal industries to strengthen national aquatic animal health management systems. AQUAPLAN enhances productivity and profitability and protects aquatic environments through 7 objectives – border biosecurity and trade; enterprise and regional biosecurity; surveillance; diagnostic capability; emergency preparedness; veterinary medicines; and research and innovation – each supported by targeted activities to deliver outcomes.

In 2025, a mid-term review of AQUAPLAN was completed by aquatic animal industries and governments.

Overall, the mid-term review showed that 92% of activities were complete or in progress, and 82% of the key performance indicators across the Implementation, Monitoring and Evaluation and Communication and Engagement plans were being met.



Credit: Yumbah Aquaculture

The mid-term review reaffirmed the key achievements of AQUAPLAN, including:

- **collaboration and shared leadership**  
AQUAPLAN activities continue to demonstrate strong co-design and ownership by industry and government, contributing to its successful delivery. In the 2025 mid-term review, 86% of industry and government participants agreed that there is willingness for collaboration across sectors to implement AQUAPLAN effectively.
- **implementation success**  
The mid-term review found that most activities are progressing well, with completed and ongoing projects collectively driving progress towards AQUAPLAN's strategic objectives (see case study on page 8 for an example).
- **communication led by webinar series**  
Participants at the mid-term review agreed that the webinar series has become a central mechanism for engagement, extension and adoption, supporting implementation and stakeholder connection.

# AQUAPLAN in action: enhancing emergency preparedness under Objective 5

The individual activities of *AQUAPLAN 2022–2027* (AQUAPLAN) are designed to address 7 overarching strategic objectives. The 2025 AQUAPLAN mid-term review assessed progress at both the level of specific activities and the broader objectives. One of AQUAPLAN's key strengths identified at the review is its capacity to drive meaningful change by building on the combined impact of these individual activities.

This case study presents the findings from the mid-term review, with a focus on how the activities under Objective 5 – Emergency preparedness – are enhancing the ability of both industry and government to respond swiftly, appropriately and collaboratively to aquatic animal health emergencies. It also highlights how this work continued to be progressed throughout 2025. Through coordinated efforts, these activities have bolstered both capacity and capability across relevant sectors.

Emergency preparedness remains a critical and ongoing priority for aquatic animal industries and governments. Sustained investment is required to ensure that preparedness measures remain effective in the face of evolving biosecurity risks and shifting industry practices. The mid-term review confirmed the value of the activities under this objective, highlighting their role in collectively strengthening national preparedness for aquatic animal disease emergencies.

A key achievement is the development of the national priority aquatic animal disease list<sup>1</sup> (Activity 5.1), a jointly agreed framework by aquatic animal industries and Australian, state and territory governments. The list directs preparedness efforts and investment towards the 10 most important diseases for both industry and governments.



Credit: Joanna Tsoukalas

<sup>1</sup> [agriculture.gov.au/agriculture-land/animal/aquatic/emergency/national-priority-aquatic-animal-disease-list](https://agriculture.gov.au/agriculture-land/animal/aquatic/emergency/national-priority-aquatic-animal-disease-list)

During 2025, action plans (Activity 5.2) were progressed for each priority disease to support a systematic and collaborative approach to preparedness, guiding resource allocation and response strategies.

To test and refine preparedness arrangements, simulation exercises were conducted (Activity 5.3) in collaboration with the farmed barramundi and prawn sectors in 2023 and 2024, respectively. These exercises identified response gaps and informed improvements that are continuing to be implemented in 2025. Planning has commenced for a third exercise.

Efforts to modernise contingency planning also progressed during 2025 (Activity 5.4), with work being led by the Australian Government Department of Agriculture, Fisheries and Forestry in collaboration with state and territory governments and aquatic animal industry peak bodies to update Australian Aquatic Veterinary Emergency Plan (AQUAVETPLAN)<sup>2</sup> disease strategy manuals aimed at improving usability – essential for rapid decision-making during disease emergencies. In 2023, new disease investigation guidelines were developed

(Activity 5.5) to support early detection, diagnosis and response to emerging or unknown diseases, further strengthening national biosecurity. This is a publicly available resource that industry, government and the private sector continue to access and use as needed.

Together, the activities progressed under Objective 5 demonstrate sustained national effort to strengthen aquatic animal health emergency preparedness, with 2025 work consolidating earlier gains and laying the groundwork for continued improvement in capability, coordination and readiness.

Read more about AQUAPLAN and the 2025 AQUAPLAN mid-term review:  
[agriculture.gov.au/agriculture-land/animal/aquatic/aquaplan](https://agriculture.gov.au/agriculture-land/animal/aquatic/aquaplan)

Read more about the disease investigation guidelines:  
[agriculture.vic.gov.au/biosecurity/animal-diseases/aquatic-animal-diseases/outbreak!](https://agriculture.vic.gov.au/biosecurity/animal-diseases/aquatic-animal-diseases/outbreak!)

Read more about the simulation exercise program:  
[agriculture.gov.au/agriculture-land/animal/aquatic/aquaplan/national-simulation-exercises](https://agriculture.gov.au/agriculture-land/animal/aquatic/aquaplan/national-simulation-exercises)



2 [agriculture.gov.au/agriculture-land/animal/aquatic/aquavetplan](https://agriculture.gov.au/agriculture-land/animal/aquatic/aquavetplan)

# Improving preparedness for priority and emerging emergency animal diseases

This section provides examples of disease-specific activities undertaken in 2025 that contributed to Australia's ongoing efforts to strengthen preparedness for priority and emerging emergency animal disease threats. These examples demonstrate continuous improvement in Australia's ability to respond to these diseases through development of new national agreements, improved decision-making tools, enhanced surveillance and modelling capability, and more coordinated approaches to managing outbreaks across wildlife and livestock populations.



## New avian influenza vaccination policy for rare, protected and valuable avian species

In February 2025, the Animal Health Committee endorsed a new policy: 'Use of avian influenza vaccines for the protection of rare, protected and valuable avian species'. This policy provides guidance on the emergency vaccination of rare, protected and valuable avian species against avian influenza in the event of an incursion (or significant threat of an incursion) of a high pathogenicity avian influenza (HPAI) strain that is known to be a high risk to Australia.

It applies to birds kept in zoological or other non-poultry collections, managed free-ranging native wild bird populations and rare, irreplaceable birds of high genetic value or with specialised skills. Poultry, as defined by the World Organisation for Animal Health Terrestrial Animal Health Code in 2025, are out of scope for this policy.

The policy outlines the decision-making and authorisation process for the use of avian influenza vaccines in Australia. A range of factors would be considered to authorise vaccination under this policy, including regulatory considerations, outbreak epidemiology, species priorities, animal welfare, and technical, logistic, safety and resourcing factors.

The Australian Government Department of Agriculture, Fisheries and Forestry has purchased

an inactivated avian influenza vaccine for the emergency vaccination of rare, protected and valuable avian species. This vaccine was used in a research trial and in vaccination pilot studies in 2025 to obtain data on vaccine safety and efficacy in Australian bird species. This work will continue in 2026 using a newly procured avian influenza vaccine.

Read more about the avian influenza vaccination policy:

[agriculture.gov.au/agriculture-land/animal-health/committees/ahc/animal-health-policies](https://agriculture.gov.au/agriculture-land/animal-health/committees/ahc/animal-health-policies)



## First ever national arrangement for responding to incursions of H5 high pathogenicity avian influenza in wildlife

The National Management Agreement for H5 HPAI in Wildlife (the H5 NMA), a first ever for Australia, came into effect in March 2025. The agreement establishes a national arrangement for responding to incursions of H5 high pathogenicity avian influenza (HPAI) in wildlife, where eradication or containment of the disease is unlikely. The H5 NMA will support a rapid and coordinated response through a One Health approach to manage the impacts of H5 HPAI on the health of Australia's people, animals and environment.

In December 2025, the first component of Exercise Early Bird was conducted to test the H5 NMA governance arrangements with key decision-makers to support national readiness ahead of a potential outbreak. See page 15 for further information on Exercise Early Bird.

Read more about the H5 NMA:  
[agriculture.gov.au/biosecurity-trade/policy/emergency/h5-hpai-nma](https://agriculture.gov.au/biosecurity-trade/policy/emergency/h5-hpai-nma)



## Development of a simulation model for lumpy skin disease

In 2025, a project team comprising scientists from the Australian and Western Australian governments and the Centre of Excellence for Biosecurity Risk Analysis adapted the Australian Animal Disease Spread Model (AADIS) to simulate the spread and control of lumpy skin disease (LSD). This work delivers on Objective 7.3 of the *National Lumpy Skin Disease Action Plan* – Develop modelling tools to support LSD preparedness and response. See page 5 for further information about the *National Lumpy Skin Disease Action Plan*.

A national-scale model was developed to provide insights into the potential nature of an LSD outbreak in Australia, which is difficult to predict because the disease has not occurred in Australia previously.

Development of the model required careful consideration of the various factors that would influence the spread and control of LSD under Australian conditions. These factors included Australia's cattle population and the unique extensive management conditions in northern Australia, populations of insects that could potentially transmit infection, and regional and seasonal influences on virus transmission.

The national LSD simulation model has been used to explore a range of LSD incursion scenarios developed in consultation with jurisdictional governments. Comparison of different control strategies, including vaccination, has been undertaken to support LSD preparedness and response. Further work is planned in 2026 to improve the application of model outputs.

Read more about AADIS projects:  
[aadis.org/projects](https://aadis.org/projects)




## Development of a national lumpy skin disease surveillance strategy

A national lumpy skin disease (LSD) surveillance strategy was endorsed by the Animal Health Committee in November 2025, with communication and implementation plans to follow. This work aligns with Objective 4.1.a of the *National Lumpy Skin Disease Action Plan* (see page 5).

The strategy provides evidence-based recommendations to guide decisions on prioritising and planning LSD surveillance. It aims to achieve 2 key national objectives:

- early detection of disease in the event of an incursion
- evidence of freedom from disease to maintain Australia's animal health status for trade and international obligations.

These recommendations are supported by robust scientific evaluation of current LSD surveillance performance in the cattle population within, and moving from, the areas at highest risk of a disease incursion in Australia.



## Including feral pigs in the national foot-and-mouth disease simulation model

In 2025, the Centre of Excellence for Biosecurity Risk Analysis and the Australian Government Department of Agriculture, Fisheries and Forestry (DAFF) undertook a collaborative project to expand the Australian Animal Disease Spread Model for foot-and-mouth disease (AADIS-FMD) to include Australia's feral pig population.

The project included a workshop with feral pig ecologists, Australian, state and territory government staff and subject matter experts to determine modelling approaches and critical data needs for including feral pigs in the model. The expanded model will be used to assess how FMD may spread in livestock, in feral pigs, and between livestock and feral pigs, as well as the influence of regional and seasonal conditions, on-farm biosecurity, disease control measures in livestock, and feral pig culling as part of an FMD control program.

Read more about the project:  
[cebra.unimelb.edu.au/research/past-projects/strengthening-surveillance/feral-pigs-fmd](https://cebra.unimelb.edu.au/research/past-projects/strengthening-surveillance/feral-pigs-fmd)

# Australian Government High Pathogenicity Avian Influenza Preparedness Taskforce

In 2025, Australia remained the only continent free from H5 high pathogenicity avian influenza (HPAI).

The dedicated Australian Government HPAI Preparedness Taskforce continues to strengthen national surveillance, preparedness and response capability for H5 HPAI by implementing a One Health approach. Leveraging expertise from across the agriculture, environment and health portfolios, the taskforce is coordinating the activities funded through the Australian Government HPAI investment of over \$100 million.

Significant progress was made throughout 2025 to improve national preparedness. The taskforce commissioned a behavioural insights research project to inform communication strategies by better understanding public and priority audience attitudes, behaviours and responses to H5 HPAI preparedness and potential response measures. The research spanned a wide range of audience groups, including poultry industries, veterinarians, pet bird and backyard poultry owners, environment and welfare sectors, health practitioners, hunters, culturally and linguistically diverse communities and First Nations communities. Almost 8,000 Australians participated in the project, which was completed in July 2025. Audience-specific insights are now being used to inform communication strategies around public knowledge, trust and compliance with H5 HPAI preparedness and response measures.

Whole-of-government H5 HPAI communication preparedness and response strategies have been developed to provide clear and consistent information to the public. To increase awareness of H5 HPAI, dedicated webpages, posters, postcards and fact sheets have been developed. Response communication products have also been drafted so that timely public information can be delivered if H5 HPAI is detected in Australia. The Australian Government has also run several national H5 HPAI social media campaigns, with the June 2025 campaign reaching almost 7.6 million people.



Credit: DAFF



Credit: DAFF

The Australian Government provided \$12 million in funding to boost state and territory biosecurity response capability for outbreaks in the production sector and in Australian wildlife. This funding has supported the purchase of emergency animal disease response trailers, drones for remote surveillance, and decontamination and laboratory equipment.

Carcass management information materials were developed to support national consistency for risk-based decision-making and guidance on managing dead wildlife in environments where H5 HPAI is suspected or confirmed. These materials were developed in close collaboration with state and territory governments and have been shared with key stakeholders.

An independent risk assessment of H5 HPAI in Australian dairy cattle was completed in September 2025. It was commissioned by the taskforce in partnership with Dairy Australia and provided guidance on preparedness for industry and government. The report estimated the risk to the Australian dairy industry to be low. It also provided rapid risk appraisals for other livestock sectors, with risk estimated to be negligible for beef cattle and small ruminants (sheep and goats), and low for pigs.

H5 HPAI was confirmed on the remote sub-Antarctic Heard Island in November 2025, which is approximately 4,000 kilometres southwest of Perth and about 1,700 kilometres north of Antarctica in the Southern Ocean. Australian Antarctic Program scientists collected samples after they observed unusual levels of mortality in southern elephant seals. Given the known presence of this virus nearby on the French Kerguelen and Crozet sub-Antarctic islands, these results were not unexpected, and the detection did not increase the risk to mainland Australia from existing levels. There were no observations of unusual mortality in other species present on the island, including penguins and other seabirds.

Acknowledging the risk that H5 HPAI poses to Australia, the Australian Government remains committed to strengthening preparedness and response capabilities through a deliberate One Health approach.

For further information about H5 HPAI preparedness:  
[agriculture.gov.au/biosecurity-trade/pests-diseases-weeds/animal/avian-influenza](https://agriculture.gov.au/biosecurity-trade/pests-diseases-weeds/animal/avian-influenza)

# Continuous improvement of Australia's national response strategies and arrangements

This section highlights activities undertaken in 2025 to continuously improve national response and governance arrangements for emergency animal diseases (EADs). These activities include simulation exercises to test nationally agreed response frameworks, such as the AUSVETPLAN and Emergency Animal Disease Response Agreement (EADRA), and targeted projects to enhance decision-making tools for responding to EAD outbreaks in Australia. Together, these efforts support a resilient, integrated and ready national system to manage EAD threats.



## Exercise Convergence

Increasingly complex and severe hazards are confronting Australia. Threats to animal health, biosecurity risks, extreme

heat, cyber disruptions and floods rarely occur in isolation. The likelihood of hazards overlapping is growing, creating interconnected events whose combined effects exceed their individual impacts.

In May 2025, the Australian Government conducted Exercise Convergence, a national multi-agency exercise that tested Australia's readiness to respond to multiple converging incidents, including H5 high pathogenicity avian

influenza. This exercise brought together more than 300 representatives, including people from all levels of government, industry partners, not-for-profit organisations and communications specialists. The exercise allowed participants to build understanding of preparedness, response and recovery. They examined how national crisis-coordination systems function and assessed Australia's capacity to manage several crises simultaneously.

Read more about Exercise Convergence: [nema.gov.au/about-us/media-centre/collaborative-crisis-management-exercise-convergence-2025-action](https://nema.gov.au/about-us/media-centre/collaborative-crisis-management-exercise-convergence-2025-action)





## Exercise Early Bird

The first component of Exercise Early Bird took place in December 2025 to exercise the governance arrangements of the

National Management Agreement for H5 High Pathogenicity Avian Influenza (HPAI) in Wildlife (the H5 NMA). It focused on key senior decision-makers. A second exercise involving the technical advisory group that would support senior decision-makers is planned for 2026.

The exercise produced several important outcomes to support decisions during a potential outbreak and strengthened a shared understanding of how governments will apply the agreement. It also provided useful insights into using the agreement during a response. See page 10 for more information on the H5 NMA.

H5 HPAI preparedness remains a key priority for Australia. The case study on page 12 provides updates on other preparedness activities led by the Australian Government HPAI Preparedness Taskforce.



## Exercise Flight Path

Exercise Flight Path was held in October 2025 to validate the relevant components of 3 revised Australian Veterinary

Emergency Plan (AUSVETPLAN) manuals for use in a high pathogenicity avian influenza (HPAI) outbreak. The exercise, led by Animal Health Australia (AHA) and funded by the Australian Government Department of Agriculture, Fisheries and Forestry, involved participants from industry and government and focused on assessing movement controls for live poultry and eggs, destruction of poultry, and disposal arrangements during a hypothetical HPAI outbreak.

The exercise demonstrated that the AUSVETPLAN manuals provide appropriate guidance and policy context for an HPAI response, while also identifying opportunities for future enhancement to further strengthen preparedness. The exercise was an example of the strong collaboration between Animal Health Australia, government and industry, clearly demonstrating the importance of shared responsibility in HPAI preparedness.



## Exercise Multiplex and standardising crisis management plans for livestock industries

A collaborative research project to develop and standardise crisis management plans (CMPs) for livestock peak industry bodies was completed at the end of 2025. CMPs are important tools used by livestock peak industry bodies during biosecurity threats and other types of crises. The project aimed to equip livestock peak industry bodies with standardised CMPs that are effective, user-friendly and ready to implement. The project involved peak industry bodies, AgriFutures Australia, AHA and the Australian Government.

The first phase of the project involved a stocktake and gap analysis, which then informed the development of CMP templates that provide a consistent minimum baseline for livestock sectors to effectively respond to an EAD crisis. In the second phase, AHA hosted Exercise Multiplex in Adelaide in August 2025, bringing together industry and government representatives to test and refine the new CMP templates. The suite of CMP documents was then finalised, and in the final phase, short training videos were developed to assist industry body staff in understanding and using the templates according to their industry.

The new CMP templates align efforts between livestock peak industry bodies and improve collaborative capacity, particularly in the event of an EAD affecting multiple species.

Read more about the project:  
[agriculture.gov.au/agriculture-land/animal/health/animal-plan/project-27](https://agriculture.gov.au/agriculture-land/animal/health/animal-plan/project-27)



## Exercise Raintree

Exercise Raintree took place over 3 days in May 2025 at the Berrimah Farm Science Precinct (BFSP) near Darwin,

with a forward command post at a mock infected property located close to the border of the Northern Territory and Western Australia.

The exercise brought together the Australian, Northern Territory, Queensland and Western Australian governments along with northern livestock industry associations to improve Australia's emergency animal disease (EAD)



Credit: Exercise Raintree

preparedness and coordination. The focus of Exercise Raintree was to enhance capacity and strengthen preparedness and response capabilities for managing EAD incursions in northern Australia, including for foot-and-mouth disease and lumpy skin disease. A particular emphasis was placed on the rapid activation and coordination of field personnel, communication systems and information technology infrastructure in a simulated emergency response environment.

The exercise involved more than 40 participants and highlighted the importance of key stakeholder communications for the operations, logistics and public information functions. The exercise tested government and frontline EAD response systems for disease threats. It strengthened participant understanding of biosecurity protocols and emergency coordination, and highlighted the importance of collaboration between government and industry. Participation provided valuable insight

and hands-on experience in biosecurity risk management for government officers and station personnel. A review of Exercise Raintree made 18 recommendations, which focused on communications and cross-jurisdictional capabilities, interactions between government and industry, and training.

Read more about Exercise Raintree:

- [daf.nt.gov.au/news/2025/biosecurity-exercise-for-northern-australia-set-to-get-underway](https://daf.nt.gov.au/news/2025/biosecurity-exercise-for-northern-australia-set-to-get-underway)
- [wa.gov.au/government/announcements/emergency-response-ability-put-the-test-exercise-raintree](https://wa.gov.au/government/announcements/emergency-response-ability-put-the-test-exercise-raintree)

# Putting simulation exercise insights into action: South Australia's new mobile laboratory

Exercise Waterhole, a national exercise conducted in 2023 to evaluate Australia's animal health laboratory preparedness for a large-scale emergency animal disease (EAD) outbreak, identified that a key laboratory bottleneck across the country was specimen reception and sample labelling.

One of the exercise's major recommendations was for laboratories to optimise their workflows for high-volume events by streamlining the receipt, processing and recording of samples.

The Department of Primary Industries and Regions South Australia (PIRSA) has tackled this issue with the 2025 launch of a new mobile biosecurity laboratory.

The state-of-the-art mobile laboratory enables rapid processing and turnaround of samples – a critical factor during EAD outbreaks, when early diagnosis can significantly reduce economic and social impacts, as well as the risk of the disease spreading.

Equipped with a biosafety cabinet for safe handling of infectious agents, the mobile laboratory incorporates cutting-edge technology to support rapid, on-site diagnostic testing and faster decision-making. In an outbreak scenario, the mobile laboratory will be deployed directly to affected regions, acting as a central hub for sample collection and preliminary processing. This timesaving approach will accelerate testing and ensure vital information reaches decision-makers quickly.

The new mobile laboratory forms part of joint efforts by the South Australian and Australian governments to boost preparedness against H5 high pathogenicity avian influenza (HPAI) and other EADs. It is a proactive investment in protecting South Australia's valuable livestock industries, as well as the environment.

Find out more about PIRSA's H5 HPAI preparation: [premier.sa.gov.au/media-releases/news-items/strengthening-south-australias-defence-against-h5-bird-flu](https://premier.sa.gov.au/media-releases/news-items/strengthening-south-australias-defence-against-h5-bird-flu)



Credit: PIRSA





## Keeping the Emergency Animal Disease Response Agreement current and effective

The Emergency Animal Disease Response Agreement (EADRA), also referred to as the Government and Livestock Industry Cost Sharing Deed in Respect of Emergency Animal Disease Responses, is a key element in Australia's contingency planning to respond to an emergency animal disease (EAD) incident. It commits signatories to actions that mitigate the risks of an EAD and provides a pre-agreed framework to share the costs associated with an approved EAD response.

Animal Health Australia (AHA) is responsible for making sure EADRA remains nationally supported, contemporary and fit for purpose so that this legal agreement enables rapid, effective and efficient cost-shared responses to EADs.

The EADRA must be reviewed every 5 years by all signatories. In 2025, AHA continued work to implement the 59 recommendations from the latest 5-year review. This work was supported by 2 working groups: one focused on reviewing how EADs are categorised under EADRA, and the other on reviewing signatories' normal commitments and which costs are eligible for cost-sharing. Both working groups are chaired by AHA and include representatives from government, industry and Plant Health Australia.

Key achievements of the AHA EADRA program in 2025 included annual variations to EADRA, the publication of 2 new EADRA guidance documents on transition to management and confidentiality, a refresh of webpages and the delivery of 2 EADRA workshops. The workshops discussed progress on the review of categorisation, data for cost-sharing calculations and recommendations relating to EADRA arising from the after-action review (AAR) of the recent H7 high pathogenicity avian influenza incidents.

In 2025, AHA also led AARs of the 2024 and 2025 H7 high pathogenicity avian influenza incidents, in consultation with governments and the poultry industries. The findings and resulting actions support continuous improvement of the national response arrangements, including future updates to EADRA and related guidance documents.

Read EADRA and related guidance and information:

[animalhealthaustralia.com.au/eadra](https://animalhealthaustralia.com.au/eadra)



## Maintaining the AUSVETPLAN response strategies and manuals

The Australian Veterinary Emergency Plan (AUSVETPLAN) provides Australia's nationally agreed approach to responding to emergency animal diseases (EADs) listed under the Emergency Animal Disease Response Agreement (EADRA). Animal Health Australia (AHA) manages the development and review of AUSVETPLAN on behalf of its members.

In 2025, AHA worked closely with government and industry stakeholders to continue maintaining the suite of AUSVETPLAN manuals and resources. Partial updates were completed in response strategies for African swine fever, bovine spongiform encephalopathy, foot-and-mouth disease, lumpy skin disease, and the AUSVETPLAN *Guidance document: Declared areas and allocation of premises classifications in an emergency animal disease response*. Major revisions of the *Disposal* and *Destruction of animals* operational manuals were finalised and published on the AHA website.

The AUSVETPLAN *Response strategy: Avian influenza* underwent a comprehensive review in response to the global spread of avian influenza and its heightened risk to Australia. Exercise Flight Path was held in October 2025 to validate the relevant components of 3 revised manuals for use in a high pathogenicity avian influenza outbreak. See page 15 for further information on Exercise Flight Path.

AUSVETPLAN writing groups also completed major revisions of the *Classical swine fever* and *Sheep and goat pox* response strategies, with a view to publish them in 2026. Major reviews were undertaken in 2025 of the AUSVETPLAN *Response strategy: Peste des petits ruminants* and the AUSVETPLAN *Operational manual: Livestock welfare management*, and a new AUSVETPLAN writing group was established and commenced work on a major review of the AUSVETPLAN *Response strategy: Surra*. Development and approval of the new AUSVETPLAN *Enterprise manual: Northern Australia beef cattle industry* was completed and published on the AHA website.

The review process ensures AUSVETPLAN prioritised response strategies, manuals and resources remain contemporary and fit for purpose, enabling coordinated responses to EADRA-listed diseases.

Read more about AUSVETPLAN:  
[animalhealthaustralia.com.au/ausvetplan](http://animalhealthaustralia.com.au/ausvetplan)



## Improved preparedness for humane destruction of livestock

Emergency animal disease (EAD) preparedness is crucial to ensure animal health authorities and industries have the means to respond to incidents appropriately and quickly. This requires the ability to access and implement a range of options for humane mass destruction of livestock when required to limit the spread of EADs.

Repeated outbreaks of high pathogenicity avian influenza in Canada and the United States of America (USA) have led to the pioneering of new destruction methods such as nitrogen whole-house gassing (NWHG) and high expansion nitrogen (water-based) foam (HENF). In November 2024, the Australian Government Department of Agriculture, Fisheries and Forestry (DAFF) supported a study tour to Canada and the USA to meet with officials and industry experts to discuss and observe the implementation of different destruction methods, which included the use of NWHG and HENF for poultry and pigs during EAD outbreaks.

Following this, in September 2025, DAFF engaged an international expert to visit Australia to support the delivery of a national nitrogen destruction capability workshop series with state and territory governments and industry.

State and territory governments are reviewing nitrogen destruction methods and development of operational procedures for application in the Australian context. The Australian Government continues to support this work and collaborate with jurisdictions through engaging technical expertise in this area.



## Improving decision-support tools for emergency animal disease outbreaks

Enhancing rapid decision-support for emergency animal disease outbreaks (HASTE) is a national



collaboration that strengthens Australia's capacity to respond to biosecurity emergencies. With co-investment from the Australian Research Data Commons, The University of Melbourne, the Commonwealth Scientific and Industrial Research Organisation and the Australian Government Department of Agriculture, Fisheries and Forestry, HASTE delivers advanced decision-support tools to improve emergency animal disease (EAD) outbreak responses. By developing trusted, data-driven models, the project supports coordinated decision-making by government and industry.

Key outputs in 2025 included:

- consultation with government and industry to identify gaps and priorities
- development of real-time modelling and analytics for outbreak scenarios
- decision-making workflows aligned with jurisdictional response systems
- interactive visualisations for situational awareness and communication
- capacity building through training and simulation workshops with jurisdictions.

Running until April 2026, HASTE demonstrates national collaboration to strengthen Australia's biosecurity preparedness. By advancing modelling and improving transparency, the project supports faster, more effective responses to EAD outbreaks, protecting public health, animal welfare and the economy.

Read more about HASTE:  
[science.unimelb.edu.au/research/haste](http://science.unimelb.edu.au/research/haste)

# Workforce continuous improvement updates

This section highlights examples of continued investment into Australia's veterinary and biosecurity workforce undertaken in 2025. Activities included improving veterinary workforce data, delivering targeted training, and providing opportunities to build on existing cross-jurisdictional networks. Together, these efforts support a capable and well-prepared veterinary and biosecurity workforce.



## Improving national veterinary workforce data through the national Veterinary Workforce Data Taskforce

Ongoing challenges affecting the veterinary profession include retention of veterinarians in private practice, a lack of veterinarians in rural and remote areas, and poor mental health. These challenges are complex, and a multifactorial and collaborative approach is required to address them.

In 2025, the Australian Government Department of Agriculture, Fisheries and Forestry supported the establishment of a national Veterinary Workforce Data Taskforce to investigate and recommend an approach for veterinary workforce data collation, storage, analysis and sharing. The taskforce aims to help address the current lack of comprehensive national workforce data needed for planning and policymaking to inform options to address the profession's significant and ongoing challenges.

Read more about the Veterinary Workforce Data Taskforce:

[agriculture.gov.au/about/news/three-chiefs-newsletter/introducing-veterinary-workforce-data-taskforce](https://agriculture.gov.au/about/news/three-chiefs-newsletter/introducing-veterinary-workforce-data-taskforce)



## Virtual real-time training for emergency animal diseases

In June 2025, 40 Australian veterinarians and animal health officers from government, industry and private practice took part in a virtual real-time training (vRTT) course delivered by the European Commission for the Control of Foot-and-Mouth Disease (EuFMD). The course was funded by, and developed in collaboration with, the Australian Government Department of Agriculture, Fisheries and Forestry.

Now in its third year, the EuFMD vRTT program for Australia combines online learning modules with interactive live sessions. It focuses on early detection and outbreak response for emergency animal diseases (EADs) such as foot-and-mouth disease (FMD), lumpy skin disease (LSD) and sheep and goat pox. EuFMD also hosts interactive live webinars for all Australian vRTT and real-time training course alumni, exploring the global distribution and recent international outbreaks of FMD and LSD. These sessions highlight key control strategies, lessons learnt and Australia's ongoing preparedness initiatives. Three webinars were held in 2025 covering (1) the FMD global situation, (2) the LSD global situation and (3) an LSD refresher with an interactive, scenario-based component. There were 167 Australian participants across the 3 webinars.



To date, more than 400 veterinarians, industry personnel and government officers have completed the EuFMD vRTT and real-time training courses, creating a strong network of Australians ready to respond to potential EAD incursions. This training plays a vital role in protecting livestock, domestic and native animals, and supports Australia's robust biosecurity system.

Find out more about the EuFMD courses:  
[eufmdlearning.works](http://eufmdlearning.works)



### Strengthening national response arrangements through continuous development of the National Biosecurity Response Team

The National Biosecurity Response Team (NBRT) program continued to build specialist skills for biosecurity emergency response within a workforce that spans all levels of government. In May 2025, 70 NBRT members were brought together for a week of professional development, building cross-jurisdictional capabilities and sharing experiences across the cohort. The week was supported by the NBRT Advisory Group and alumni, enabling knowledge sharing across a wide range of experiences and supporting peer-to-peer learning.

The year also marked the successful completion of the NBRT Cadets program, designed as an extension of the main NBRT program to develop practical training in national biosecurity emergency response and build cross-border relationships. The program reached 282 participants via 8 workshops across Australia. A ninth joint workshop was

delivered to participants from the Australian Capital Territory, the Northern Territory and Tasmania, with 36 participants supported by the program to attend.

Read more about the NBRT Professional Development Week:  
[animalhealthaustralia.com.au/nbrt-professional-development-week-2025](http://animalhealthaustralia.com.au/nbrt-professional-development-week-2025)



### Continuous training for effective implementation of national response arrangements

Animal Health Australia (AHA) is responsible for the training of industry and government personnel in response readiness within the roles of the National Management Group, the Consultative Committee on Emergency Animal Diseases, and Liaison-Livestock Industry functions.

In 2025, the training program focused on deepening participants' understanding of Australia's national emergency animal disease (EAD) response arrangements and the critical roles they may be called upon to perform during a response. Five interactive, scenario-based workshops were delivered to 161 participants nationwide, including 40 government representatives and 85 industry stakeholders, and involved an additional 36 stakeholders directly related to supporting and boosting response capabilities. These workshops equipped participants to contribute confidently to national technical committees, key decision-making forums and emergency operations centre roles.



Credit: NBRT

# Regional collaboration and capacity building

A significant amount of Australia's biosecurity risk is managed offshore. This section provides an overview of activities completed in 2025 as part of Australia's ongoing efforts to strengthen regional biosecurity through offshore engagement, international cooperation, and collaboration and capacity building with neighbouring countries.



## Engagement and capacity building in Indonesia

In July 2025, the Australian Government Department of Agriculture, Fisheries and Forestry (DAFF) entered into a memorandum of understanding with the Indonesian Quarantine Authority (IQA) to strengthen mutual understanding of the biosecurity systems of both countries, and to facilitate improved biosecurity capabilities in priority areas.

DAFF is also working with key partners to support the Government of Indonesia's foot-and-mouth disease (FMD) and lumpy skin disease (LSD) control efforts. This includes:

- supporting Australian livestock industry groups (Meat & Livestock Australia and LiveCorp) to build biosecurity capability and vaccination for FMD and LSD in the Indonesian livestock industry
- working with the World Organisation for Animal Health to provide strategic support for Indonesia's FMD and LSD control programs
- supporting exchanges between Australian and Indonesian laboratory experts to assist with harmonising testing methods for priority animal diseases.

## Establishment of the Biosecurity and Forestry Twinning Program with Papua New Guinea



Australia and Papua New Guinea (PNG) share a longstanding, collaborative relationship on biosecurity.

To strengthen this partnership, the Australian Government Department of Agriculture, Fisheries and Forestry has led the development and implementation of a multi-year Biosecurity Twinning Program with PNG's National Agriculture Quarantine and Inspection Authority, funded by the Australian Government Department of Foreign Affairs and Trade. Key outcomes of the program's biosecurity stream in 2025 included:

- enhanced understanding and management of PNG's border biosecurity risks
- enhanced emergency preparedness and response capabilities for priority animal and plant pests and diseases
- uplift in the biosecurity capabilities required to meet international sanitary and phytosanitary requirements.



Credit: DAFF

The program's activities in 2025, which included deployment of Australian biosecurity officers for short-term mentoring missions in PNG, aimed to generate sustainable improvements in PNG's border operations and outbreak preparedness and response capabilities through targeted training, enhanced information sharing and risk management practices. A key objective is to reduce pre-border biosecurity risks to PNG and Australia, strengthening protections across the biosecurity continuum.

Read more on the PNG Biosecurity and Forestry Twinning Program:  
[agriculture.gov.au/about/news/three-chiefs/png-biosecurity-twinning-program](https://agriculture.gov.au/about/news/three-chiefs/png-biosecurity-twinning-program)



### Supporting Timor-Leste's rabies public awareness and One Health management strategy

In 2025, the Australian Government Department of Agriculture, Fisheries and Forestry (DAFF) continued to support the Government of Timor-Leste's veterinary services to respond to the current outbreak of dog-mediated rabies.

As of August 2025, over 60,000 animals have been vaccinated against rabies across risk areas in Timor-Leste, including the high-risk municipalities bordering West Timor and the capital, Dili. This has slowed the spread of rabies and reduced the impact of this deadly disease on animal and human health.

The Australian Government has also supported Timor-Leste to formalise some strategic partnerships to enhance the effectiveness of their One Health response to rabies. This includes development of a:

- One Health rabies public awareness strategy
- National Strategic Plan for rabies management coordination.

DAFF also supported Papua New Guinea's National Agriculture Quarantine and Inspection Authority to conduct public-awareness-raising activities and support One Health cooperation for rabies preparedness with a 3-day workshop held in October 2025, in which Timor-Leste shared their rabies response experiences.



Read more on rabies management in Timor-Leste:  
[agriculture.gov.au/about/news/three-chiefs-newsletter/risk-communication-rabies-management-timor-leste](https://agriculture.gov.au/about/news/three-chiefs-newsletter/risk-communication-rabies-management-timor-leste)



### Partnerships for a Healthy Region initiative

The Australian Government Department of Agriculture, Fisheries and Forestry (DAFF)

continues to strengthen the capacity of Australia's regional neighbours to prepare and respond to emergency animal diseases through bilateral programs and regional initiatives.

Through the Department of Foreign Affairs and Trade-funded Partnerships for a Healthy Region initiative, in 2025 DAFF supported:

- training of 146 paraveterinary professionals across partner Pacific Island countries and territories and Timor-Leste
- delivery of the Fiji Veterinary Examination following an official request for support from the Fijian Government. In 2025, 33 candidates passed the course. This new cohort of Pacific-trained veterinary graduates will help address the severe shortage of veterinarians in the Pacific region, which has been identified as a priority issue by Pacific Island countries and territories for several decades.

# Border biosecurity updates and achievements

Australia's border biosecurity measures play a critical role in protecting the nation's animal health status. This section provides an update on activities undertaken in 2025 to continuously strengthen Australia's border biosecurity. It highlights key efforts across import risk analyses, frontline border operations and system modernisation, and marks a decade of operations at the Mickleham Post Entry Quarantine facility.



## Conducting animal import risk analyses to enable safe trade

The Australian Government

Department of Agriculture, Fisheries and Forestry (DAFF) develops policies that allow for the safe importation of animals, their genetic material and other animal products. These policies are based on risk analyses which ensure that Australia's import conditions remain safe and reasonable by considering Australia's Appropriate Level of Protection, international standards, new and relevant peer-reviewed scientific information, current industry practices and the operational environment.

In 2025, DAFF progressed several import risk analyses, with 4 being completed and published on its website:

- importation of live garden snails (*Cornu aspersum*) for heliculture
- dairy products for human consumption
- fresh (chilled or frozen) beef and beef products derived from bovines born and raised in Canada or Mexico and legally imported and slaughtered in the United States of America
- fresh (chilled or frozen) beef and beef products from Canada.

These reviews facilitate safe imports of animals and animal products to benefit industry and consumers, while ensuring the biosecurity risk achieves Australia's Appropriate Level of Protection.

Read more about these publications:

[agriculture.gov.au/biosecurity-trade/policy/risk-analysis/animal](https://agriculture.gov.au/biosecurity-trade/policy/risk-analysis/animal)



## Border control updates

The Australian Government Department of Agriculture, Fisheries and Forestry (DAFF) continues to protect Australia's

favourable biosecurity and animal health status through strong border controls. Exotic animal diseases pose serious risk to livestock industries. To reduce these risks, DAFF applied rigorous screening and enforcement measures throughout 2025 at all international airports, seaports and mail centres.

During 2025, more than 124,000 high-risk animal products were intercepted in the traveller pathway. During the same period, more than 9,000 high-risk animal products were intercepted at international mail centres. The international mail pathway also applies a variety of controls – including risk profiling, pre-arrival targeting and verification activities to assist in the detection of biosecurity risk material – to strengthen and supplement its use of X-rays and detector dogs.

### Advancing the detector dog program

In 2025, DAFF's biosecurity detector dogs intercepted over 45,500 risk items at international airports and mail gateway facilities. In 2025, 14 new detector dogs and 9 new detector dog handlers were trained, maintaining a highly skilled workforce of 59 operational dogs and 61 handlers as of 31 December 2025.

Read more about the detector dog program: [agriculture.gov.au/biosecurity-trade/policy/australia/detector-dogs](https://agriculture.gov.au/biosecurity-trade/policy/australia/detector-dogs)



Credit: DAFF

### **Modernising Australia's border systems**

DAFF is also working on modernising our border systems by going digital, building stronger partnerships, and improving how we share information with other border agencies. Several initiatives have been launched that connect with both pre-border and at-border processes. These include major projects like the Australia Travel Declaration trial and 3D X-ray proof-of-concepts, which are already underway.

The Australia Travel Declaration trial is a joint-partnership project with the Australian Border Force, Qantas and DAFF that allows travellers on eligible Qantas flights to submit their arrival declaration information digitally, as an alternative

to the Incoming Passenger Card (IPC). This trial commenced at Brisbane International Airport in October 2024 and expanded to Sydney Kingsford Smith International Airport in 2025. Digitalising the IPC provides opportunities to communicate and tailor biosecurity messaging with travellers prior to their arrival in Australia as well as to enhance risk assessment and intervention with biosecurity risk material at airports.

DAFF is also undertaking operational trials to assess the effectiveness and benefits of using 3D X-ray technology and investing in its 2D X-ray fleet to improve technology capability across traveller, mail and cargo pathways. With the Australian Border Force, DAFF continues to find ways to enhance border security.



## Post Entry Quarantine facility: a decade of safeguarding Australia's biosecurity

In 2025, the Australian Government's Post Entry Quarantine (PEQ) facility celebrated 10 years of operation. Established in 2015 with a \$379.9 million Australian Government investment, the PEQ facility in Mickleham, Victoria, was designed as a world-class biosecurity hub. Over the past 10 years, the PEQ facility has processed more than 152,000 animals and 250,000 plants, each carefully monitored by dedicated teams. The facility has welcomed everything from family pets to Olympic champions such as Shane Rose's horse, Virgil, and even assisted in relocating culturally significant plants. Over the past decade, the facility has seen a

clear rise in demand for cat and dog imports. While 2024 recorded the highest volumes to date, imports remained strong in 2025, with 2,374 cats and 4,729 dogs arriving at the facility. Along with cats and dogs, the facility also released 13,700 poultry and processed the importation of 497 horses and 488 plant varieties in 2025.

Strong relationships with industry and government have supported the PEQ facility's success, ensuring compliance and continuous improvement. Combined with ongoing investment and the commitment of the facility's workforce, these efforts keep Australia's biosecurity system resilient.

Read more on Australia's PEQ facility: [agriculture.gov.au/about/news/celebrating-10-years-peq](https://agriculture.gov.au/about/news/celebrating-10-years-peq)



Olympic champion Virgil at the PEQ facility in Mickleham, Victoria. Credit: DAFF

# Advancing One Health to strengthen public health and disease control

This section outlines Australia's progress in 2025 in advancing a national One Health approach, highlighting efforts to strengthen coordination, preparedness and capability across human, animal, plant and environmental health sectors. The section focuses on initiatives that support improved disease surveillance, risk assessment and cross-sector collaboration to enhance Australia's ability to prevent, detect and respond to emerging health threats.



## The One Health approach

One Health is an integrated, unifying approach that aims to sustainably balance and optimise

the health of people, animals and ecosystems. It recognises that the health of humans, animals, plants, and the wider environment (including ecosystems) are closely linked and interdependent. The approach requires joint efforts from multiple sectors, disciplines and communities at varying levels of society to work together. This includes the public health, veterinary and environmental sectors.

A One Health approach is important to prevent, predict, detect and respond to global communicable disease threats. It is also relevant for food and water safety, nutrition, the control of zoonoses, pollution management, and combating antimicrobial resistance.

In 2025, 3 chiefs of biosecurity – Chief Veterinary Officer Dr Beth Cookson, Chief Plant Protection Officer Dr Gabrielle Vivian-Smith and Chief Environmental Biosecurity Officer Dr Bertie Hennecke – came together to mark One Health Day, reminding all Australians of the shared responsibility and the importance of partnerships in managing health threats.

Read the One Health Day messages: [agriculture.gov.au/about/news/one-health-day-messages-biosecurity-chiefs](https://agriculture.gov.au/about/news/one-health-day-messages-biosecurity-chiefs)



## Passage of legislation for the establishment of the Australian Centre for Disease Control

In November 2025, the Australian Parliament passed legislation to establish the Australian Centre for Disease Control (CDC) as an independent statutory agency from January 2026. The legislation fulfils the government's commitment to strengthen national capability in preventing, detecting and responding to health threats. It creates a dedicated national body with clear functions in disease surveillance, preparedness and coordinated public health intelligence. This will be underpinned by a One Health ethos recognising the interconnection between human, animal and environmental health.

The establishment of the Australian CDC as an independent agency does not mark a beginning so much as a formalisation of work already underway. Since 2024, the interim Australian CDC has been developing the structures, governance, technical capabilities and cross-sector partnerships needed for the new agency to function effectively. Enshrining the Australian CDC's remit in legislation provides it with the authority to activate mechanisms across Australia's health, biosecurity, environment and animal health systems – supporting open data sharing, deeper information exchange with communities and stakeholders, and clearer, more consistent pathways for shared public health advice.

In a milestone moment for national health security, the Australian CDC is now positioned to play a central role in safeguarding the health of all Australians.

Read the Australian CDC legislation: [cdc.gov.au/about-us/legislation-and-transparency](https://www.cdc.gov.au/about-us/legislation-and-transparency)



## Establishment of the Australian Government One Health Network and Inaugural One Health Symposium

To advance a One Health approach and achieve the operationalisation of One Health at a national level, an Australian Government One Health Network (OHN) became operational in 2025. The OHN is an officer-level working group to jointly support cross-sectoral One Health communication, collaboration and coordination at the human–animal–plant–environment interface within the Australian Government.

The OHN shares information about One Health–related programs and activities across agencies and coordinates responses relating to international negotiations and joint One Health reporting, as well as other international requests. Domestically,

the OHN supports a coordinated approach to horizon scanning, enhanced surveillance and risk assessment activities through information sharing and collaboration with expert advisory groups. The OHN takes a coordinated approach to national-level One Health communications and stakeholder engagement, as evidenced by the One Health Symposium held in June 2025.

The One Health Symposium in Canberra united 120 delegates representing 45 organisations from diverse sectors to strengthen cross-sector collaboration on human, animal, plant and environmental health challenges in Australia. The symposium was an initiative of the OHN and hosted by the then interim Australian Centre for Disease Control. The event fostered collaboration between government, academia, industry and non-government organisations from across the country. Emphasis was placed on sustaining connections, advancing First Nations inclusion, and setting goals for Australia’s leadership in managing human–animal–plant–environment interface risks by 2030. The OHN seeks to build on symposium momentum, working towards an Australian One Health Joint Plan of Action.

Read more on the One Health Symposium: [cdc.gov.au/newsroom/news-and-articles/one-health-symposium-2025](https://www.cdc.gov.au/newsroom/news-and-articles/one-health-symposium-2025)



Pied oystercatcher with chick. Credit: Patrick Kavanagh



## One Health Wonders webinar series

The One Health Wonders webinar program is a joint initiative between the Australian Centre

for Disease Control One Health Unit and the Commonwealth Scientific and Industrial Research Organisation. The virtual seminar series seeks to explore the 'Wonders of One Health' in research and capabilities nationwide and showcase One Health in action. The program is open to all. In 2025, 9 online seminars were held across the first series of the One Health Wonders webinar program, featuring topics such as:

- arboviral disease emergence and spread in changing environments
- One Health in action – human–animal bonds and the impact of environment
- bats and climate change and their role in urban ecology
- preventing antimicrobial resistance together
- take a deep breath – air quality and why it matters
- First Nations leadership in One Health – caring for Country, culture and community in a changing environment
- danger, dengue.

Facilitated panel discussions provided the opportunity for awareness raising, accessible exchange of technical information, and improving connections and collaboration across the One Health paradigm.

The program has grown since its inception and, to date, has engaged more than 1,900 attendees.

Find details on how to access the webinars: [cdc.gov.au/topics/one-health](https://cdc.gov.au/topics/one-health)



## Workshop equips One Health professionals with Rapid Risk Assessment skills

The Biosecurity Training Centre, which is a delivery partnership between the Australian Government Department of Agriculture, Fisheries and Forestry (DAFF) and Charles Sturt University, successfully delivered a 2-day Rapid Risk Assessment (RRA) pilot workshop in July 2025, equipping One Health professionals with the tools to quickly assess



Grey-headed flying foxes. Credit: Russell Charters

emerging disease threats. The workshop covered a range of topics including hazard identification, data quality, managing uncertainty, stakeholder engagement, and risk communication. Participants applied international frameworks to case studies on Nipah virus and Rift Valley fever.

The RRA workshop is part of the biosecurity training and education program for DAFF and is consistent with its mission to strengthen Australia's biosecurity preparedness and resilience through education, research and cross-sector collaboration.

Read more on the RRA workshop: [news.csu.edu.au/latest-news/workshop-equips-one-health-professionals-with-rapid-risk-assessment-skills](https://news.csu.edu.au/latest-news/workshop-equips-one-health-professionals-with-rapid-risk-assessment-skills)

# Industry-led advancements in biosecurity and preparedness

This section provides an overview of industry-led initiatives delivered in 2025, recognising the important role industry plays in strengthening Australia's biosecurity and emergency animal disease (EAD) preparedness. It highlights collaborative, sector-driven activities that build practical capability, enhance coordination and embed preparedness at the enterprise level, demonstrating shared responsibility between industry and government to reduce risk, protect Australia's animal population, and support effective response and recovery in the event of an EAD incursion.



## Intensive industries collaboration meeting

In the lead-up to Animal Health Australia's (AHA) biannual Member Engagement Week in

March 2025, intensive livestock peak industry bodies recognised the need for structured collaboration to ensure that national policies on animal health, biosecurity and welfare are informed by shared challenges and opportunities.

With increasing scrutiny on supply chain resilience and disease preparedness, a coordinated approach has become essential, and representatives from Australia's intensive livestock sectors convened a dedicated cross-industry meeting series, to be held before each Member Engagement Week going forward. This new forum plays a critical role in aligning national animal health priorities across poultry meat, egg, pork, feedlot cattle and related intensive production systems.

The cross-industry meeting strengthens national collaboration, aims to reduce duplication across industry policy work, and ensures that intensive industries present a unified voice during discussions with stakeholders. The improved coordination supports Australia's capacity to respond to emerging animal health risks and reinforces the national importance of strong, integrated animal health systems.



## Working in partnership with Indigenous producer groups

As part of the Northern Breeding

Business (NB2) strategic research, development, extension and adoption partnership, Animal Health Australia partnered with Meat & Livestock Australia and the Indigenous Land and Sea Corporation to upskill Indigenous property managers and staff working in cattle production, including on biosecurity and emergency animal disease (EAD) awareness.

The project developed innovative, immersive digital communication tools to support on-Country learning and promote the adoption of biosecurity practices to help maximise production outcomes for the northern breeder herd. This included an immersive farm biosecurity tour, and a cattle EAD augmented reality app that is freely available on Apple and Android phones and tablets as well as HoloLens and Quest devices.

The project, which ran from November 2023 to June 2025, was a success, reinforcing the value of collaborative, co-designed initiatives.

Read more about NB2:

[mla.com.au/research-and-development/livestock-production/reproductive-efficiency/nb2-hub](https://mla.com.au/research-and-development/livestock-production/reproductive-efficiency/nb2-hub)

Watch the NB2 Project – Learn on Country video: [vimeo.com/1096458991](https://vimeo.com/1096458991)



## Egg industry investment in biosecurity and emergency animal disease preparedness

Australian Eggs provides research and development services for the benefit of Australian egg farmers, including investment in biosecurity, food safety and emergency animal disease (EAD) preparedness. A strategy focused on strengthening collaboration between industry and government across these areas, with a focus on high pathogenicity avian influenza (HPAI) preparedness, was implemented in 2025.

Key projects in 2025:

- Validation of modified atmospheric nitrogen euthanasia (MANE) in laying hens**

A collaborative project led by Australian Eggs alongside government and industry partners has successfully demonstrated MANE as a viable destruction method for laying hens under Australian conditions. See page 19 for more information about humane destruction of livestock during EAD responses.
- Assessment of H5 high pathogenicity avian influenza (HPAI) vaccination feasibility**

In response to the ongoing threat of H5 HPAI, a project to investigate the feasibility of vaccination as an additional control measure in Australian layer flocks was undertaken, identifying key considerations for industry and government stakeholders.
- Demonstration of outdoor composting for mass carcass disposal**

A large-scale project to demonstrate windrow composting of spent layer hens was successfully undertaken in collaboration with government partners and a large commercial farm. Close management of the composting process achieved and consistently maintained the temperatures required to eliminate avian influenza virus; this also increased confidence in the process from both industry and government.

Read more about Australian Eggs' avian influenza preparedness:  
[australianeggs.org.au/for-farmers/resources/avian-influenza-guidelines](https://australianeggs.org.au/for-farmers/resources/avian-influenza-guidelines)



## Two new biosecurity strategies for the sheep and wool industries

Sheep Producers Australia and WoolProducers Australia are the peak industry bodies representing Australia's sheep and wool industries. These organisations have been working closely to strengthen biosecurity and emergency animal disease (EAD) preparedness across both sectors, with the release of 2 new industry strategies in 2025. The National Sheep Industry Biosecurity Strategy 2025–2030 and the Wool Industry Post-farmgate EAD Preparedness and Response RD&E Strategy 2025–2030 offer a coordinated approach to managing biosecurity risks on-farm and throughout the supply chain.

These complementary strategies are practical frameworks designed to help industry stay ahead of increasing biosecurity risks driven by global trade, climate change and emerging diseases. Both strategies were developed through collaborative input from industry and government, facilitated by Animal Health Australia. The strategies reflect national best practice for animal disease prevention and response, and support a consistent, whole-of-industry approach that aims to:

- prevent disease incursions through proactive risk management
- improve early detection and response capabilities
- reduce trade disruption and reputational risks
- support rapid recovery for producers and exporters in the event of an EAD.

Importantly, they also align with broader national frameworks, such as the National Biosecurity Strategy, Australian Veterinary Emergency Plan (AUSVETPLAN) and National Agricultural Traceability Strategy, further supporting a One Health approach to EAD preparedness nationwide.

Read more about the sheep industry biosecurity strategy:

[animalhealthaustralia.com.au/nsibs](https://animalhealthaustralia.com.au/nsibs)

Read more about the wool industry biosecurity strategy:

[animalhealthaustralia.com.au/download/18437](https://animalhealthaustralia.com.au/download/18437)



## Strengthening the dairy industry's emergency animal disease response capabilities

Australian Dairy Farmers is the national advocacy body representing dairy farmers in Australia. As a signatory to the Emergency Animal Disease Response Agreement, the organisation has a responsibility for enhancing the dairy industry's preparedness and capacity to respond in an emergency animal disease (EAD) outbreak.

Activities in 2025 included:

- **developing a standard operating procedure (SOP) for washing and decontaminating milk tankers in the field**

This biosecurity practice is necessary for milk collection to continue in the case of an EAD, particularly a foot-and-mouth disease outbreak. Having a decontamination procedure that is tested, shared and ready to implement will improve response efficiency at the farm level and protect Australia's dairy industries by mitigating disease spread. The SOP, with accompanying training materials, is on the verge of completion and is expected to be adopted across all dairy-relevant jurisdictions.

- **finalising a dairy industry EAD action guide – an action plan for industry leaders to activate in response to an EAD incursion affecting the dairy sector**

Developed in partnership with Dairy Australia, the guide clearly outlines the process and responsibilities of individuals and representative groups in the dairy industry, providing a quick reference for those at the forefront of decision-making.

- **expanding the dairy Liaison-Livestock Industry (LLI) network through a dedicated training program**

With support from Animal Health Australia (AHA) and Dairy Australia, this training complements LLI training provided by AHA and focuses on developing a framework to identify, select and engage suitable LLI representatives. Five regional workshops were offered in 2025, supporting 29 dairy representatives from around the country to develop their knowledge of how an EAD response is planned and delivered. LLIs work as a conduit of information between their peak industry body and the government and can provide advice on key issues affecting the sector during an EAD response.

Read more on LLI Training:

[animalhealthaustralia.com.au/liaison-livestock-industry-role](https://animalhealthaustralia.com.au/liaison-livestock-industry-role)



## Operationalising emergency animal disease preparedness across Australian cattle feedlots

The Australian Lot Feeders' Association (ALFA) is the national body representing the cattle feedlot industry in Australia. ALFA's mission is to lead the industry with excellence and integrity, improve the feedlot business environment and maintain community standing.

The ALFA Emergency Animal Disease Biosecurity Project was initiated to ensure the Australian feedlot industry is prepared for the evolving biosecurity risks facing livestock industries. Through this project, ALFA has delivered updated industry guidance, practical operational resources, and a suite of capability-building initiatives to strengthen preparedness across the supply chain.

Building on this foundation, in 2025 the project enhanced the National Feedlot Accreditation Scheme (NFAS) biosecurity standard Livestock Management 7 (LM7), with new feedlot-specific emergency animal disease (EAD) action planning tools, and strengthened animal destruction, disposal and decontamination preparedness. These outputs have further increased feedlot-level operational readiness, deepened industry understanding of national EAD frameworks, and increased ALFA's capacity to support the sector during an EAD response.

Another key component of the NFAS LM7 Biosecurity update is the integration of the Liaison-Livestock Industry online training, which aims to build staff capability across the feedlot industry by strengthening understanding of EAD response frameworks and increasing capacity to engage with formal response processes.

The project has resulted in a more resilient, better prepared feedlot industry with increased awareness, stronger biosecurity practices and clearly defined response arrangements and responsibilities. These improvements contribute to Australia's shared biosecurity responsibility and support faster recovery and return-to-trade outcomes in the event of a potential EAD incursion.

ALFA has also developed the Foot-and-Mouth Disease Simulation Training for lot feeders, available through Feedlot TECH. Funded by the Cattle Compensation Fund (as part of the Victorian Livestock Biosecurity Funds Grant Program), the training forms a key component of a broader ALFA program designed to enhance EAD readiness across the feedlot industry.

Read more on the ALFA Biosecurity Hub:  
[feedlots.com.au/resources/biosecurity](https://feedlots.com.au/resources/biosecurity)



### **Better understanding of the size and scope of the Australian horse industry (non-racing)**

The Australian Horse Industry Council (AHIC) is the peak body for the non-racing equine industry. It brings together the recreational and professional sectors of Australia's horse industry.



AHIC published a groundbreaking study in March 2025 that reported on the size and scope of the Australian non-racing horse industry.

The project commissioned specialist research company IER, which conducted a nationwide survey of Australian horse owners and professionals. It found that the non-racing equine economy generated \$15.7 billion in the 2023–24 financial year and provided over 100,000 full-time jobs.

The research also measured the size of our horse population and found that there are 1.03 million horses (excluding racehorses and wild horses) in Australia. More than 700,000 people are involved as carers, owners or volunteers in the sector, and 9 out of 10 sector participants agreed that their involvement improves their mental or physical health.

For the first time, the full scale of the Australian non-racing horse industry is known. Quantifying the non-racing equine economy is vital in helping policymakers and government at all levels make decisions for the industry and its community. This includes informing biosecurity planning and emergency animal disease preparedness.

Read the report:  
[horsecouncil.org.au/news-2/size-and-scope-of-the-australian-horse-industry](https://horsecouncil.org.au/news-2/size-and-scope-of-the-australian-horse-industry)

# Agricultural sustainability and animal welfare updates

In 2025, Australia's livestock industries continued to make progress on sustainability. The activities outlined in this section reflect practical efforts across these sectors to improve animal welfare, manage environmental impacts and strengthen long-term sustainability.



## Beef and dairy industry updates

### Virtual fencing technology

The Animal Welfare Task Group, comprising representatives from state and territory governments and the Australian Government Department of Agriculture, Fisheries and Forestry, continued its examination of virtual fencing technology, with a focus on animal welfare considerations associated with this emerging technology. During 2025, this work supported jurisdictions in their regulatory consideration of virtual fencing technology, including informing decisions to permit its use in relevant production systems. Stakeholders were engaged throughout the duration of the project, including representatives from the Australian beef and dairy sector, veterinary professionals (including from New Zealand), animal welfare and agricultural researchers, animal welfare organisations, end users and commercial technology suppliers.

Read more about the project:

[agriculture.gov.au/agriculture-land/animal-welfare/awtg/virtual-fencing](https://agriculture.gov.au/agriculture-land/animal-welfare/awtg/virtual-fencing)

### Driving sustainable calf management across Australia

Australia's dairy and beef industries face an ongoing challenge: non-replacement dairy calves are often underutilised, leading to early-life slaughter and lost economic and sustainability opportunities. To address this, Dairy Australia developed CalfWays, the Sustainable Dairy Calf Management Roadmap, in collaboration with more than 150 stakeholders across industry and government.

The task was to create a nationally significant framework that unifies existing efforts and

drives innovation to ensure all beef from dairy calves can enter valued market pathways. Action commenced in 2025 with the signing of a co-innovation agreement between Dairy Australia and Meat & Livestock Australia, which secured joint levy investment over 3 years specifically for the implementation of the CalfWays initiative.

The roadmap sets clear goals, objectives and strategies to incentivise farmers to move away from early-life slaughter by creating profitable and sustainable value chains for beef from dairy. The result is a nationally significant initiative that strengthens collaboration between the dairy and beef industries and government, demonstrating a shared commitment to animal welfare, environmental stewardship and market resilience.

Read more on Dairy Australia's CalfWays roadmap: [dairyaustralia.com.au/en/animals/calf-rearing/calfways-roadmap](https://dairyaustralia.com.au/en/animals/calf-rearing/calfways-roadmap)



## Australian Beef Sustainability Framework

The 2025 annual update of the Australian Beef Sustainability Framework provides details of progress made by industry toward its sustainability objectives. Some of the key areas of progress reported under the themes Best Animal Care and Environmental Stewardship are detailed below.

### 1. Best Animal Care

**Producer commitment to animal welfare:** In June 2025, the grassfed sector added a new requirement to Australia's on-farm assurance program (Livestock Production Assurance), giving producers a clear way to show how they are meeting animal welfare standards on-farm. The change is supported by a new tool – the Animal Welfare Management Plan – which helps verify on-farm practices and reinforces the Australian red meat industry's commitment to animal welfare.

**Extended pain relief research:** Meloxicam, a registered pain relief treatment, currently offers only short-term relief. A recent study by Meat & Livestock Australia (MLA) and the University of Queensland explored the use of alkaline compounds to extend its effectiveness by up to one month. These findings are now guiding in vitro pilot studies on controlled release.

**Animal welfare biomarkers:** MLA, the University of Queensland and the University of Western Australia have identified biomarkers linked to brain function and welfare in red meat species. These findings pave the way for scientifically validated, real-time welfare assessments, positioning Australia as a global leader in welfare transparency.

### 2. Environmental Stewardship

**Pasture-based methane reduction:** Extensive research has explored pasture and forage mixes to reduce methane emissions from grazing systems. However, due to inconsistent results and regional variability, no validated solution is yet available. MLA published a comprehensive review in late 2025 to identify promising options for reducing net emissions and emissions intensity.

**Red meat packaging stewardship:** In 2025, MLA continued to lead the Packaging Stewardship Forum, engaging with manufacturers, waste partners and stakeholders to stay ahead of evolving packaging legislation and sustainability trends.

Read the annual update of the Australian Beef Sustainability Framework:  
[sustainableaustralianbeef.com.au/resources/annual-update](https://sustainableaustralianbeef.com.au/resources/annual-update)



## Sheep and wool industry updates

The Australian Sheep Sustainability Framework continues to lead engagement with the supply chain. As with the Beef Sustainability Framework, it releases annual progress reports against sustainability indicators across environment, people and community, and animal welfare. Across the beef and sheep sustainability frameworks, more than 150 different supply chain stakeholders were engaged in 2025. Achievements from the annual update include:

- **decrease in greenhouse gas emissions intensity**  
Greenhouse gas emission intensity in sheepmeat processing declined by 15% and water use per tonne by 7% in the past 2 years, reflecting improved resource efficiency.
- **improving animal welfare outcomes**  
The proportion of producers using appropriate pain management for key husbandry procedures continues to grow, improving animal welfare outcomes. Additionally, more lambs and sheep are being processed through establishments accredited by the Australian Animal Welfare Certification System, strengthening supply chain trust.
- **increase in research, development and adoption investment**  
Investment in sheepmeat research, development and adoption rose by 6%, demonstrating strong engagement with innovation.
- **improving transparency and accountability**  
New Sheep Sustainability Framework metrics implemented in the 2025 report now track lamb survival, conservation practices and community connectedness, improving transparency and accountability.

Read more on the Australian Sheep Sustainability Framework:  
[sheepsustainabilityframework.com.au](https://sheepsustainabilityframework.com.au)



## Egg industry updates

### Australian Egg Industry Sustainability Framework

In 2025, the Australian Egg Industry Sustainability Framework continued to support the Australian egg industry's objective of farming eggs in a way that is socially, environmentally and economically responsible, and drive continuous improvement within the industry.

The Australian egg industry *Sustainability Framework Report 2025* was published, presenting findings from a 2024 community survey and outlining industry progress across the framework's 4 key focus areas: people, animal welfare, environmental impacts and economic viability.

The 2024 community survey was conducted in a year when the industry navigated complex economic pressures, evolving consumer expectations and significant media coverage of avian influenza. The report examines whether these factors influenced community perceptions and explores other broader implications for the industry such as the cost of living.

Read the *Sustainability Framework Report 2025*: [australianeggs.org.au/assets/Sustainability-Framework-Report-2025.pdf](https://australianeggs.org.au/assets/Sustainability-Framework-Report-2025.pdf)

### Australian egg industry emissions calculator and reduction

During 2025, the Australian egg industry adopted an emissions calculator designed specifically for egg farms. The calculator enables farmers to input data – from their farm through to supply chains – to determine their carbon footprint and total on-farm emissions. The results enable them to understand their baseline farm performance and identify opportunities for improvement. This calculator is improving industry sustainability and demonstrates responsiveness to community expectations and regulatory pressures that may arise in the future.

See the calculator and supporting resources: [australianeggs.org.au/for-farmers/tools-and-training/ghg-calculator](https://australianeggs.org.au/for-farmers/tools-and-training/ghg-calculator)

### Optimising reduced-protein diets for efficient and sustainable layer production

In 2025, the University of New England completed research investigating strategies to optimise

reduced-protein diets for laying hens, aiming to make egg production more cost effective and environmentally friendly. The study found that reduced-protein diets lowered nitrogen excretion, excreta moisture and feed costs, and a reduced-protein diet supplemented with citrulline reduced feed costs by 6.8% compared with standard diets.

Find out more:

- [australianeggs.org.au/what-we-do/leading-research/optimising-reduced-protein-diets-for-an-efficient-and-sustainable-layer-production](https://australianeggs.org.au/what-we-do/leading-research/optimising-reduced-protein-diets-for-an-efficient-and-sustainable-layer-production)
- [australianeggs.org.au/what-we-do/leading-research/sustainable-feed-to-optimize-layers-productive-life](https://australianeggs.org.au/what-we-do/leading-research/sustainable-feed-to-optimize-layers-productive-life)

### Decision-making tool on egg producer waste management

A new project commenced in 2025 to develop a web-based decision-making tool for egg producers on waste management. The platform will support producers in identifying sustainable waste management options and exploring innovative uses or conversion of by-products into alternative revenue streams, improving both environmental outcomes and operational efficiency.

Find out more:

[australianeggs.org.au/what-we-do/leading-research/decision-making-tool-on-waste-management](https://australianeggs.org.au/what-we-do/leading-research/decision-making-tool-on-waste-management)

### Update to the Egg Industry Environmental Guidelines

In 2025, work began to update the Egg Industry Environmental Guidelines to reflect current and emerging waste management strategies and greenhouse gas emissions requirements. The updated guidelines will provide a nationally consistent reference to support industry planning and regulatory compliance.

Find out more:

[australianeggs.org.au/what-we-do/leading-research/update-to-the-egg-industry-environmental-and-guidelines](https://australianeggs.org.au/what-we-do/leading-research/update-to-the-egg-industry-environmental-and-guidelines)



## Pork industry updates

As the custodian of the Australian Pork Sustainability Framework, Australian Pork Limited (APL) is leading a review to ensure that

data and metrics are robust and fit for purpose for the reporting and social licence needs of the sector, to continue furthering pork's reputation as a clean, green and ethical choice of meat for Australians. In 2025, APL's Climate Friendly Farming research program continued to provide up-to-date information on best-practice management for producers and regulators.

APL also invested in emissions calculators, including improvements to the Agricultural Innovation Australia environmental accounting platform and the integration of Scope 1 and 2 emissions calculations in the updated PigBal.

These calculators will ensure that industry continues to showcase emissions reduction through reporting and planning processes.

APL also published updates to environmental guidelines for indoor and outdoor piggeries in 2025:

- *National Environmental Guidelines for Indoor Piggeries – Siting and Design (Fourth Edition)*
- *National Environmental Guidelines for Rotational Outdoor Piggeries – Siting and Design.*

These guidelines provide the national framework for environmental management, planning and sustainability for Australian pig production.

Read the guidelines on APL's website: [australianpork.com.au/environmental-practices/environmental-guidelines](https://australianpork.com.au/environmental-practices/environmental-guidelines)



# Terrestrial animal health status

# 2



This chapter outlines Australia's status for all diseases, infections and infestations listed by the World Organisation for Animal Health, as well as other nationally significant terrestrial animal diseases. It also summarises significant disease events during 2025 and key findings from national terrestrial animal health surveillance programs.

Australia continues to maintain one of the most favourable terrestrial animal health profiles globally, thanks to its strong biosecurity framework and coordinated national efforts.

Australia's strong animal health status is supported by:

- natural geographic isolation, which acts as a barrier to disease introduction
- extensive activities across the biosecurity continuum – that is, pre-border, at the border, and post-border – reducing the risk of exotic disease incursions and controlling the spread of emerging pathogens
- integrated national surveillance and rapid response systems, enabling early detection and containment of disease outbreaks
- proven eradication and control campaigns, showcasing the resilience of Australia's animal health infrastructure
- strong partnerships between governments, industries, producers and the public, ensuring a shared responsibility for maintaining animal health standards
- effective mechanisms that enable government and industry organisations to work together and ensure a nationally coordinated approach to animal health.

## 2.1 Australia's status for terrestrial animal diseases, infections and infestations listed by the World Organisation for Animal Health

Australia is an active Member of the World Organisation for Animal Health (WOAH). Members are required to report the occurrence of diseases, infections and infestations listed by WOAH (WOAH-listed diseases)<sup>3</sup> within their territory. In Australia, this reporting is undertaken by the Office of the Australian Chief Veterinary Officer within the Department of Agriculture, Fisheries and Forestry, with assistance from relevant jurisdictions and technical experts.

Any new detections of a WOAH-listed disease previously absent from a country's territory must be reported within 24 hours of confirmation. Six-monthly and annual reporting also occurs to maintain an accurate representation of the animal disease situation. This information is provided to WOAH through its World Animal Health Information System, which is accessible by the public through the WOAH website.<sup>4</sup> Table 2.1 shows Australia's status for WOAH-listed diseases in 2025.

Table 2.1 Australia's status for WOAH-listed diseases of terrestrial animals in 2025

Disease/infection/infestation	Status	Date of last occurrence and notes
<b>Multiple species</b>		
<b>Anthrax</b>	Present	Limited distribution
<b>Aujeszky's disease virus</b>	Free	Never occurred
<b>Bluetongue virus</b>	Present	Restricted to a specific zone of Australia (see section 2.4); sentinel herd and vector-monitoring programs are in place
<b><i>Brucella abortus</i></b>	Free	Australia declared freedom from disease in all terrestrial animal species in 1989
<b><i>Brucella melitensis</i></b>	Free	Never occurred in animals
<b><i>Brucella suis</i></b>	Present	Present in feral pigs in parts of New South Wales, Northern Territory, Queensland and South Australia; rare occurrence in domestic pigs; sporadic detections in dogs in contact with feral pigs or their products (not WOAH-notifiable occurrences)

Cont'd

3 [woah.org/en/what-we-do/standards/codes-and-manuals](http://woah.org/en/what-we-do/standards/codes-and-manuals)

4 [woah.org/en/home](http://woah.org/en/home)

Disease/infection/infestation	Status	Date of last occurrence and notes
<b><i>Chrysomya bezziana</i> (Old World screw-worm fly)</b>	Free	Never occurred
<b><i>Cochliomyia hominivorax</i> (New World screw-worm fly)</b>	Free	Never occurred
<b><i>Coxiella burnetii</i> (Q fever)</b>	Present	–
<b>Crimean Congo haemorrhagic fever</b>	Free	Never occurred
<b><i>Echinococcus granulosus</i></b>	Present	–
<b><i>Echinococcus multilocularis</i></b>	Free	Never occurred
<b>Epizootic haemorrhagic disease virus</b>	Present	Disease has not been reported
<b>Foot-and-mouth disease virus</b>	Free	Last occurred in 1872; Australia is officially recognised by WOAHP as free without vaccination
<b>Heartwater</b>	Free	Never occurred
<b>Japanese encephalitis</b>	Present	Infection has previously been reported in Queensland, New South Wales, Victoria and South Australia
<b><i>Leishmania</i> spp. (leishmaniasis)</b>	Australian variant <i>Leishmania macropodum</i> present	Occurred only in species outside of WOAHP's case definition. Australian variant <i>Leishmania macropodum</i> was first isolated in 2000 from macropods and occurs infrequently in a small region near Darwin, and in 2024 in 2 quokkas in Queensland; occasional imported case of <i>Leishmania infantum</i> with no known local transmission.
<b><i>Mycobacterium tuberculosis</i> complex</b>	Free	Australia declared freedom from bovine tuberculosis in 1997; the last case in any animal species was reported in 2002
<b>Nipah virus</b>	Free	Never occurred
<b>Paratuberculosis</b>	Present	National management programs are in place
<b>Rabies virus</b>	Free	Last occurred in 1867
<b>Rift Valley fever virus</b>	Free	Never occurred
<b>Rinderpest virus</b>	Free	Last occurred in 1923; with the global eradication of rinderpest in 2011, all countries are free
<b><i>Trichinella</i> spp.</b>	Limited species present	<i>Trichinella spiralis</i> is not present; <i>Trichinella pseudospiralis</i> and <i>Trichinella papuae</i> have been reported in wildlife
<b><i>Trypanosoma brucei</i>, <i>Trypanosoma congolense</i>, <i>Trypanosoma simiae</i> and <i>Trypanosoma vivax</i></b>	Free	Never occurred
<b><i>Trypanosoma evansi</i> (surra)</b>	Free	Last occurred in 1907
<b>Tularaemia</b>	Present	Rare occurrences in wild ringtail possums

Cont'd

Disease/infection/infestation	Status	Date of last occurrence and notes
<b>West Nile fever</b>	Australian variants present	Kunjin subtype present; no cases were reported in 2025
<b>Cattle</b>		
<b>Bovine anaplasmosis</b>	Present	Transmission mainly in areas of northern Australia
<b>Bovine babesiosis</b>	Present	Transmission mainly in areas of northern Australia
<b>Bovine genital campylobacteriosis</b>	Present	–
<b>Bovine spongiform encephalopathy (BSE)</b>	Free – negligible risk	Never occurred; the Transmissible Spongiform Encephalopathy Freedom Assurance Program includes surveillance (see section 2.4); Australia has official WOAH ‘negligible risk’ status for BSE
<b>Bovine pestiviruses (bovine viral diarrhoea)</b>	Present	Bovine viral diarrhoea virus 1 (BVDV-1) is present; BVDV-2 has never occurred
<b>Enzootic bovine leukosis</b>	Free (dairy cattle herd) Very low prevalence (beef cattle)	Australian dairy herd achieved freedom in 2012
<b>Haemorrhagic septicaemia (<i>Pasteurella multocida</i> serotypes 6:b and 6:e)</b>	Free	Never occurred; strains of <i>Pasteurella multocida</i> are present, but not the 6:b or 6:e strains that cause haemorrhagic septicaemia
<b>Infectious bovine rhinotracheitis/infectious pustular vulvovaginitis</b>	Present	Bovine herpesvirus (BHV) 1.2b is present; BHV 1.1 and BHV 1.2a have never occurred
<b>Lumpy skin disease virus</b>	Free	Never occurred
<b><i>Mycoplasma mycoides</i> subsp. <i>mycoides</i> (contagious bovine pleuropneumonia)</b>	Free	Last occurred in 1967; Australia declared freedom in 1973 and is officially recognised by WOAH as free
<b><i>Theileria annulata</i>, <i>Theileria orientalis</i> and <i>Theileria parva</i></b>	Free ( <i>Theileria parva</i> and <i>Theileria annulata</i> ) Present ( <i>Theileria orientalis</i> )	–
<b>Trichomonosis</b>	Present	–
<b>Sheep and goat</b>		
<b>Caprine arthritis/encephalitis</b>	Present	Voluntary accreditation programs exist
<b><i>Chlamydophila abortus</i> (enzootic abortion of ewes, ovine chlamydiosis)</b>	Free	Never occurred

Cont'd

Disease/infection/infestation	Status	Date of last occurrence and notes
<b>Contagious agalactia</b>	Free	<i>Mycoplasma agalactiae</i> has been isolated, but Australian strains do not produce contagious agalactia in sheep
<b>Contagious caprine pleuropneumonia</b>	Free	Never occurred
<b>Maedi–visna</b>	Free	Never occurred
<b>Nairobi sheep disease</b>	Free	Never occurred
<b>Ovine epididymitis (<i>Brucella ovis</i>)</b>	Present	Voluntary accreditation programs exist in all states
<b>Peste des petits ruminants virus</b>	Free	Never occurred; Australia is officially recognised by WOAAH as free
<b>Salmonellosis (<i>Salmonella Abortusovis</i>)</b>	Free	Never occurred
<b>Scrapie</b>	Free	Last occurred in 1952; the Transmissible Spongiform Encephalopathy Freedom Assurance Program includes surveillance (see section 2.4); atypical scrapie has been detected several times
<b>Sheep pox and goat pox</b>	Free	Never occurred
<b><i>Theileria lestoquardi</i>, <i>Theileria luwenshuni</i> and <i>Theileria uilenbergi</i></b>	Free	Never occurred
<b>Equine</b>		
<b>African horse sickness virus</b>	Free	Never occurred; Australia is officially recognised by WOAAH as free
<b><i>Burkholderia mallei</i> (glanders)</b>	Free	Last occurred in 1891
<b>Eastern equine encephalitis virus (Eastern equine encephalomyelitis)</b>	Free	Never occurred
<b>Equid herpesvirus 1 (equine rhinopneumonitis)</b>	Present	–
<b>Equine arteritis virus</b>	Serological evidence	–
<b>Western equine encephalitis virus (Western equine encephalomyelitis)</b>	Free	Never occurred
<b>Equine infectious anaemia</b>	Present	Limited distribution and sporadic occurrence
<b>Equine influenza virus</b>	Free	Single outbreak occurred in 2007 to 2008; Australia achieved freedom in accordance with WOAAH standards in 2008
<b><i>Taylorella equigenitalis</i> (contagious equine metritis)</b>	Free	Last occurred in 1980
<b><i>Theileria equi</i> and <i>Babesia caballi</i> (equine piroplasmosis)</b>	Free	Last occurred in 1976
<b><i>Trypanosoma equiperdum</i> (dourine)</b>	Free	Never occurred

Cont'd

Disease/infection/infestation	Status	Date of last occurrence and notes
Venezuelan equine encephalomyelitis	Free	Never occurred
<b>Swine</b>		
African swine fever virus	Free	Never occurred
Classical swine fever virus	Free	Last occurred in 1962; Australia is officially recognised by WOAAH as free
Porcine reproductive and respiratory syndrome virus	Free	Never occurred
<i>Taenia solium</i> (porcine cysticercosis)	Free	Never occurred
Transmissible gastroenteritis	Free	Never occurred
<b>Avian</b>		
Avian chlamydiosis	Present	–
Avian infectious bronchitis	Present	–
Avian infectious laryngotracheitis	Present	–
Duck virus hepatitis	Free	Never occurred
Fowl typhoid	Free	Last occurred in 1952
High pathogenicity avian influenza (HPAI) viruses in poultry <sup>a</sup>	Free as of June 2025	Outbreaks of HPAI H7N3 and H7N9 occurred in Victoria, and H7N8 in New South Wales and the Australian Capital Territory in 2024. An unrelated outbreak of H7N8 occurred in Victoria in 2025. Australia achieved freedom in accordance with WOAAH standards in June 2025.
Infectious bursal disease (Gumboro disease)	Present	Infectious bursal disease occurs in a mild form and was last reported in 2004; very virulent strains are not present
Influenza A viruses of high pathogenicity in birds other than poultry, <sup>a</sup> including wild birds	Free	HPAI viruses have not been detected in Australian wild birds, other than a single detection of HPAI H7 virus in one feral Eurasian starling trapped inside an affected poultry shed during the 1985 HPAI H7 virus outbreak. Limited outbreaks of H7N8 in non-poultry birds occurred in New South Wales and the Australian Capital Territory in 2024 in association with the outbreaks in poultry. <sup>a</sup> These were resolved by October 2024.
Low pathogenicity avian influenza viruses in domestic and captive wild birds having proven natural transmission to humans associated with severe consequences	Free	–

Cont'd

<sup>a</sup> Poultry as defined within the WOAAH Terrestrial Animal Health Code: [woah.org/en/what-we-do/standards/codes-and-manuals](http://woah.org/en/what-we-do/standards/codes-and-manuals)

Disease/infection/infestation	Status	Date of last occurrence and notes
<i>Mycoplasma gallisepticum</i> (avian mycoplasmosis)	Present	–
<i>Mycoplasma synoviae</i> (avian mycoplasmosis)	Present	–
Newcastle disease virus	Lentogenic viruses present	Virulent Newcastle disease last occurred in poultry in 2002
Pullorum disease	Not reported	Last reported in 1992; <i>Salmonella</i> Pullorum has been eradicated from commercial chicken flocks
Turkey rhinotracheitis	Free	Never occurred
<b>Lagomorph</b>		
Myxomatosis	Present	Used as a biological control agent for wild rabbits
Pathogenic rabbit lagoviruses (rabbit haemorrhagic disease)	Present	Used as a biological control agent for wild rabbits; a new strain was detected in 2015 and another released in 2017
<b>Bee</b>		
Infection of honey bees with <i>Melissococcus plutonius</i> (European foulbrood)	Present	–
Infection of honey bees with <i>Paenibacillus larvae</i> (American foulbrood)	Present	–
Infestation of honey bees with <i>Acarapis woodi</i>	Free	Never occurred
Infestation of honey bees with <i>Tropilaelaps</i> spp.	Free	Never occurred
Infestation of honey bees with <i>Varroa</i> spp. (varroosis)	Present	<i>Varroa destructor</i> was detected in June 2022 in New South Wales and determined not to be eradicable in September 2023. Transition to management activities concludes in February 2026. Recorded as present in New South Wales, Victoria, Queensland, the Australian Capital Territory and South Australia.
Infestation with <i>Aethina tumida</i> (small hive beetle)	Present	Restricted distribution
<b>Other species</b>		
Camelpox virus	Free	Never occurred
Middle East respiratory syndrome coronavirus	Free	Never occurred

## 2.2 Australia's status for other notifiable diseases of terrestrial animals

Australia maintains a national list of notifiable animal diseases.<sup>5</sup> These diseases must be reported to agricultural authorities, as mandated by state and territory legislation. The list includes diseases that are reportable to the World Organisation for Animal Health (WOAH), as well as other diseases

that are seen as a major threat to Australia's livestock industries and export markets. The list also includes some significant endemic diseases for surveillance purposes, and diseases that could affect public health. The Animal Health Committee<sup>6</sup> regularly reviews the list, with the most recent version published in April 2024.

Table 2.2 shows Australia's status for diseases on the national list of notifiable diseases of terrestrial animals that were not reportable to WOAH in 2025.

Table 2.2 Australia's status for notifiable diseases of terrestrial animals that were not WOAH-listed in 2025

Disease/infection/infestation	Status	Date of last occurrence and notes
<b>Multiple species</b>		
<b>Alcelaphine herpesvirus-1 (malignant catarrhal fever, wildebeest-associated)</b>	Free	Never reported
<b>Australian bat lyssavirus</b>	Present	–
<b>Borna disease virus</b>	Free	Never reported
<b>Getah virus</b>	Free	Never reported
<b>Louping ill virus</b>	Free	Never reported
<b>Tick-borne encephalitis virus</b>	Free	Never reported
<b>Transmissible spongiform encephalopathies (chronic wasting disease; feline spongiform encephalopathy)</b>	Free	Two cases of feline spongiform encephalopathy were diagnosed in imported animals in Australian zoos in 1992 (cheetah) and 2002 (Asiatic golden cat), where disease is thought to have been caused by exposure to feeds derived from bovine spongiform encephalopathy-affected cattle before the affected animals were imported to Australia
<b>Trypanosoma cruzi (Chagas disease)</b>	Free	Never reported
<b>Vesicular stomatitis virus</b>	Free	Never reported
<b>Warble fly (warble fly myiasis)</b>	Free	Never reported
<b>Cattle</b>		
<b>Jembrana disease virus</b>	Free	Never reported
<b>Taenia saginata (Cysticercus bovis)</b>	Present	–
<b>Sheep and goat</b>		
<b>Jaagsiekte sheep retrovirus</b>	Free	Never reported
<b>Psoroptes ovis (sheep scab)</b>	Free	Last occurred in 1896
<b>Wesselsbron virus</b>	Free	Never reported

Cont'd

<sup>5</sup> [agriculture.gov.au/biosecurity-trade/pests-diseases-weeds/animal/notifiable](https://agriculture.gov.au/biosecurity-trade/pests-diseases-weeds/animal/notifiable)

<sup>6</sup> [agriculture.gov.au/agriculture-land/animal/health/committees/ahc](https://agriculture.gov.au/agriculture-land/animal/health/committees/ahc)

Disease/infection/infestation	Status	Date of last occurrence and notes
<b>Equine</b>		
Equine encephalosis virus	Free	Never reported
Hendra virus	Present	Sporadic occurrence
<i>Histoplasma farciminosum</i> (epizootic lymphangitis)	Free	Never reported
<i>Neorickettsia risticii</i> (Potomac fever)	Free	Never reported
<i>Salmonella abortus-equi</i>	Free	Never reported
<b>Swine</b>		
Bungowannah virus	Present	Last occurred in 2003
Influenza A viruses in swine	Present	–
Menangle virus	Present	Last occurred in 1997
Porcine epidemic diarrhoea virus	Free	Never reported; national survey conducted in 2016 with negative results
Post-weaning multisystemic wasting syndrome	Free	Never reported
Seneca Valley virus (Senecavirus A)	Free	Never reported
Swine vesicular disease virus	Free	Never reported
Teschovirus encephalomyelitis	Present	–
Vesicular exanthema of swine virus	Free	Never reported
<b>Avian</b>		
Anatid herpesvirus 1	Free	Never reported
<i>Mycobacterium avium</i> (avian tuberculosis) in birds	Present	–
<i>Mycoplasma iowae</i>	Free	Never reported
<i>Salmonella</i> Enteritidis in poultry	Present	National <i>Salmonella</i> Enteritidis Monitoring and Accreditation Program available for commercial egg producers.
<b>Other species</b>		
<i>Brucella canis</i>	Free	Never reported
Devil facial tumour disease	Present	Restricted distribution to Tasmanian devils in Tasmania
<i>Pseudogymnoascus destructans</i> in bats (white nose syndrome)	Free	Never reported

## 2.3 Significant disease incidents of nationally notifiable terrestrial animal diseases in 2025

This section provides information about the detection and investigation of significant terrestrial animal disease incidents that occurred in 2025. It also outlines Australia's response to these incidents, which minimised the spread of diseases that could compromise the nation's favourable animal health status and international trade opportunities. More detailed information on specific disease incidents can be accessed in the *Animal Health Surveillance Quarterly* reports.<sup>7</sup>

### High pathogenicity avian influenza virus in poultry in Victoria

On 8 February 2025, Agriculture Victoria confirmed an outbreak of high pathogenicity avian influenza (HPAI) H7N8 at a free-range egg farm near Euroa in northeast Victoria. Affected birds showed clinical signs that included increased mortality, lethargy, open-mouth breathing and pale combs. Laboratory testing confirmed the H7N8 virus was genetically distinct from the H7 HPAI viruses detected in Australia during 2024. It was most closely related to low pathogenicity avian influenza strains identified through national wild bird surveillance, indicating a separate spillover event from wild birds.

Initial tracing investigations identified epidemiological linkages between the index premises and 11 other sites under the same management group. All associated premises were placed under quarantine as a precaution and subjected to intense surveillance. Over the following 2.5 weeks, 3 additional infected premises were identified, each closely connected to the index case through both epidemiological linkages and geographic proximity.

Following confirmation of HPAI H7N8, Control Orders were issued under the

*Livestock Disease Control Act 1994* (Vic), which established a restricted area approximately 5 kilometres around the affected property and a broader control area covering the eastern portion of Strathbogie Shire. Movement controls and poultry housing requirements were implemented to prevent further spread of the disease. The outbreak was successfully controlled through rapid stamping out of affected flocks, safe disposal of infectious materials, and cleaning and disinfection in accordance with the Australian Veterinary Emergency Plan (AUSVETPLAN) *Response strategy: Avian influenza*.<sup>8</sup>

Extensive surveillance was undertaken, including 977 laboratory submissions and approximately 20,600 samples from domestic poultry and wild birds. No additional cases of HPAI were detected beyond the linked premises.

Approximately 600,000 birds and 8.5 million eggs were safely disposed of, 6,000 tonnes of waste removed, and 21 sheds cleaned and disinfected under strict biosecurity controls. On 7 July 2025, the World Organisation for Animal Health published a self-declaration from the Australian Chief Veterinary Officer confirming that HPAI was no longer present in domestic poultry populations in accordance with international standards. This marked the formal conclusion of the H7 HPAI outbreak in Australia.



7 [sciquest.org.nz/browse/publications/view/114](https://sciquest.org.nz/browse/publications/view/114)

8 [animalhealthaustralia.com.au/ausvetplan](https://animalhealthaustralia.com.au/ausvetplan)

## Anthrax in New South Wales

Anthrax in livestock is a serious, usually fatal disease caused by the bacterium *Bacillus anthracis*. It occurs worldwide and can infect a wide range of domestic and wild animal species as well as humans. In New South Wales, cases of anthrax tend to occur in an area through the centre of the state and into Victoria. In New South Wales, this is approximately between Bourke and Moree in the north to Albury and Deniliquin in the south. The incidence of anthrax is very low, and cases are treated very seriously in Australia because of their risk to human and animal health, export markets and farm productivity.

Anthrax survives for long periods in the environment by forming tough spores. These lie dormant in the soil, and particularly when buried in the ground can survive for long periods, even decades. Livestock, particularly cattle and sheep, become infected after ingesting these spores, often because they are grazing close to the ground, or following soil disturbance where buried spores are brought to the surface.

A case of anthrax was confirmed in sheep on a property in the central west region of New South Wales in late October 2025. Unusual deaths were occurring in a single mob of lambs that were being fed in a confinement area. An immunochromatographic anthrax test conducted in the field was positive, and the result was



confirmed positive for *B. anthracis* by polymerase chain reaction at the state's Animal and Plant Health Laboratory. Previous cases of anthrax had been recorded on this property in 2007 and 2018.

The outbreak was managed in accordance with New South Wales Department of Primary Industries and Regional Development procedures. A biosecurity direction was issued, and movement restrictions were applied to all livestock on the property. At-risk animals were vaccinated against anthrax, and tracing of recent animal and animal product movements was conducted. Site contamination was managed by burning of infected carcasses with the support of the New South Wales Rural Fire Service.

There was additional complexity in managing this case due to the presence of a lease mob of sheep on the property. Surveillance visits were conducted throughout the period of movement restrictions to monitor welfare and disease. Testing of 80 samples collected during these visits confirmed that losses due to anthrax were only occurring in animals with access to the confinement area where the original cases were diagnosed.

## Australian bat lyssavirus in the Northern Territory

Australian bat lyssavirus (ABLV) was detected in 2 adult male little red flying foxes (*Pteropus scapulatus*) from the Darwin and Katherine regions of the Northern Territory in October 2025. Both bats were found on the ground showing signs of neurological illness, including weakness, abnormal eye movements, twitching and difficulty swallowing.

Testing at the Australian Centre for Disease Preparedness detected presence of the virus in the brain and/or salivary gland by fluorescent antibody test and polymerase chain reaction.

The Northern Territory Centre for Disease Control confirmed there was no high-risk contact with people and no exposure of domestic animals.

In the Northern Territory during 2025, ABLV was excluded through testing in 13 other flying foxes. Within these exclusions, a cow showing neurological signs was also tested and found negative for both rabies and lyssavirus. Since 2015, 7 flying foxes have tested positive for ABLV in the Northern Territory.

## Bovine babesiosis and bovine anaplasmosis in New South Wales

Eighteen properties with cases of tick fever, also known as bovine anaplasmosis (infection with *Anaplasma marginale*) or bovine babesiosis (infection with *Babesia bovis*, *B. bigemina* or *B. divergens*) were confirmed in New South Wales in 2025, all in the North Coast region near the cattle tick-infested zone in Queensland. These cases were from a total of 58 tick fever investigations. The New South Wales Department of Primary Industries and Regional Development jointly managed these cases with veterinarians (including Local Land Services and private practitioners) and affected farmers.

## *Taenia saginata* (*Cysticercus bovis*) in South Australia

In May 2025, South Australia confirmed a case of *Cysticercus bovis* infestation following a notification from a South Australian abattoir. *Cysticercus bovis* is the larval stage of the human tapeworm, *Taenia saginata*. In cattle, *C. bovis* forms cysts that reduce meat quality, and humans can become infected by eating affected meat, although symptoms are usually mild. Because of the public health significance, a coordinated One Health approach was taken to investigate the case.

After diagnosis at South Australia's state veterinary laboratory, the Department of Primary Industries and Regions South Australia (PIRSA) carried out an epidemiological investigation. Movement records from the National Livestock Identification System (NLIS) were used to trace the infected animal's history, identifying its property of birth and another property for follow-up. Investigations at both properties found a likely infection source at the property of birth and identified other animals that may have been exposed. Further tracing showed these animals were located across 4 states.

Under the national framework for risk management for *C. bovis*, statuses were applied in NLIS to the property of birth (infection source), the potentially exposed animals, and the properties where these animals had been moved. These statuses help manage food safety risks by ensuring at-risk cattle receive more thorough inspection at slaughter, and supporting compliance with national food safety standards.

A management plan was implemented at the property of birth to prevent further exposure to animals. *Cysticercus bovis* is rare in Australia. This case highlighted the need for better awareness among cattle producers about the parasite and its food safety risks. PIRSA developed a communication strategy, including fact sheets for producers and processors, which are available on the PIRSA website.<sup>9</sup>

The case also provided an opportunity to strengthen regulations for managing human effluent, with PIRSA working collaboratively with the South Australian Environment Protection Authority to improve clarity and transparency of these regulations to reduce future risk.

There have been no further detections of *C. bovis* in cattle from South Australia since this single case.

## Hendra virus and equid herpesvirus 1 in Queensland

In 2025, Queensland reported 3 nationally notifiable disease incidents in horses.

On 4 July, a horse was confirmed to be infected with Hendra virus. The horse showed fever and dullness, developed respiratory distress overnight, and died within 24 hours. It was not vaccinated against Hendra virus. Biosecurity Queensland, working closely with Queensland Health, managed the case in accordance with the Australian Veterinary Emergency Plan (AUSVETPLAN) *Response strategy: Hendra virus*.<sup>10</sup> Testing of 7 close-contact horses confirmed no further spread of the disease.

In mid-July, equid herpesvirus 1 (EHV-1) was confirmed as the cause of abortion in a mare following polymerase chain reaction (PCR) testing of samples collected from the aborted foetus. This was the third abortion that season among 14 mares sharing a paddock.

In early August, a horse that developed sudden neurological signs, including ataxia and vision changes, later progressing to urinary incontinence, was tested to exclude Hendra virus. Following negative results, further PCR testing of a nasal swab identified EHV-1. Additional testing confirmed the virus in the blood and cerebrospinal fluid.

9 [pir.sa.gov.au/animal-management/animal-health/species/cattle/cysticercus\\_bovis](https://pir.sa.gov.au/animal-management/animal-health/species/cattle/cysticercus_bovis)

10 [animalhealthaustralia.com.au/ausvetplan](https://animalhealthaustralia.com.au/ausvetplan)

The clinical presentation and laboratory results supported a diagnosis of equine herpesvirus myeloencephalopathy (EHM), a rare neurological presentation of EHV-1. No further cases occurred.

Equid herpesvirus 1 is endemic in all equine populations throughout the world including Australia. In contrast, Hendra virus is confined to Queensland and New South Wales. This was Queensland's first recorded case of EHM, as well as the first confirmed cases of EHV-1 and Hendra virus since July 2021 and July 2022, respectively. The last confirmed case of Hendra virus in New South Wales occurred in July 2023.

## Japanese encephalitis

Japanese encephalitis virus (JEV) is a mosquito-borne disease that can affect animals and humans. Japanese encephalitis virus is spread through bites from mosquitoes, which become infected after biting infected pigs and waterbirds. Other animals, such as horses, may also become infected if near a source of JEV-infected mosquitoes. Japanese encephalitis virus can cause reproductive losses and encephalitis in pigs and horses, and in rare cases can cause disease in humans.

Before 2021, JEV detections were limited to the far north of Australia. In 2022, an outbreak occurred in more than 80 piggeries across Queensland, New South Wales, Victoria and South Australia, and cases continue to be reported in some of these states.

Japanese encephalitis virus is now considered established in some parts of mainland Australia. It is expected to occur seasonally when there is increased mosquito activity in warm weather, particularly between October and April. Detections can occur year-round in the tropical north. The epidemiology and role of different host species including waterbirds in Australia is not fully understood yet.

In 2025, JEV was detected in domestic pigs in New South Wales, Queensland and Victoria (see state-specific details below). During June and July 2025, JEV was also detected in feral pigs in the Northern Territory and Queensland through feral animal surveillance activities led by the Northern Australia Quarantine Strategy (NAQS). See section 2.4 for further information on NAQS surveillance programs.

Animal health, public health and environmental agencies across Australian, state and territory governments, together with industry organisations, are working together to manage JEV risk. A data-sharing memorandum of understanding between government agencies supports a nationally coordinated response to JEV. Awareness campaigns encourage producers and veterinarians to remain vigilant and promptly report any suspected JEV cases to their state or territory animal health authority.

## Queensland

In 2025, Queensland reported 16 confirmed JEV infections in pigs. Domestic pig detections occurred from February to May, with 14 cases identified in 13 commercial piggeries, and 1 case in a backyard pig; clinical signs included reproductive abnormalities. Japanese encephalitis virus infection was confirmed through polymerase chain reaction (PCR) testing. In June 2025, JEV was also detected in 1 of 75 feral pig tonsil samples collected during routine NAQS surveillance along the western Cape York Peninsula.

Most domestic pig detections occurred in regions previously affected in 2022, suggesting ongoing virus activity in these areas, while 3 were in new areas, including 1 in the east of the Great Dividing Range. This indicates an expanding geographic range and highlights the need for continued surveillance and preventive measures in both established and emerging risk areas.

Evidence of exposure was also found in 2 horses between late January and early March. Both showed neurological signs, including ataxia. Paired sera tested using plaque reduction neutralisation tests indicated prior, though not necessarily recent, exposure to JEV.

In March 2025, Queensland Health reported the detection of JEV in mosquitoes in Brisbane's eastern suburbs – the first detection in a major metropolitan area in southeast Queensland. This finding suggests that JEV is now widespread in Queensland's mosquito population.

## New South Wales

In 2025, 4 confirmed cases of JEV were reported in domestic pigs, the first since the state's initial detections in 2022. Clinical signs included reproductive failure, such as late-term abortions

and mummified fetuses. These cases were identified from 120 investigations in domestic pigs and horses. As a zoonotic disease, JEV is managed using a One Health approach in collaboration with NSW Health.

## Victoria

In February 2025, JEV was confirmed at a piggery in the Goulburn Valley, followed by a second detection in June at a piggery in the Loddon Mallee region. In both cases, JEV was confirmed by PCR testing of tissue from litters of mummified and stillborn piglets.

Although clinical disease was limited to 2 piggeries, results from mosquito season (the warmer months when mosquito activity is highest) and testing of culled feral pigs indicated that JEV was present in the environment in northern Victoria over the 2024–2025 summer.

Active surveillance for the 2025–2026 mosquito season is underway, and includes regular mosquito trapping by the Victorian Department of Health. As of December 2025, one mosquito carrying JEV was identified in Horsham, northwest Victoria.

## **Mycobacterium avium (avian tuberculosis) in New South Wales**

Avian tuberculosis is often caused by mycobacteria species classed as ‘atypical mycobacteria’, as they do not cause tuberculosis in humans. Atypical mycobacteria can cause disease in immunosuppressed people and, rarely, mild disease in healthy individuals. Avian tuberculosis is distributed globally and occurs occasionally in wild and captive birds in Australia.

In 2025, 2 cases of avian tuberculosis (from *Mycobacterium avium* complex) were confirmed in New South Wales: one case in a backyard chicken and another in a budgerigar. In both cases, owners worked with their veterinarians and followed advice from the New South Wales Department of Primary Industries and Regional Development to manage their flocks. NSW Health was notified and involved in assessing and managing any zoonotic risk.

## **Salmonella Enteritidis in poultry in Queensland**

In May 2025, *Salmonella* Enteritidis was detected in routine environmental samples collected from a broiler grower farm. Following the detection, the

broiler company promptly activated its *Salmonella* Enteritidis Response Management Plan, which had been approved by Safe Food Production Queensland. A further detection was identified in July 2025, with response measures implemented in accordance with the plan.

Across these detections, all birds appeared healthy, and subsequent samples collected at the processing plant tested negative. Both isolates were referred to Queensland Health’s Public and Environmental Health Reference Laboratory for further genetic analysis, where they were identified as endemic clade C.

This detection highlighted the importance of routine surveillance, rapid diagnostics and robust management plans, such as the *Salmonella* Enteritidis Response Management Plan, to mitigate risks and ensure the safety of poultry products.



Credit: Qld Department of Primary Industries

## 2.4 National surveillance programs and initiatives

Australia's surveillance system relies on strong partnerships between governments, private veterinarians, veterinary laboratories, livestock industries, research organisations and community stakeholders. These partnerships underpin Australia's animal health surveillance programs that are essential for detecting and managing animal diseases, agents and vectors, while providing critical data to support Australia's animal health status. These programs include general and targeted surveillance, regional initiatives in northern Australia, and wildlife health surveillance, delivering a comprehensive approach to early detection and response.

The *Animal Health in Australia System Report*<sup>11</sup> provides a detailed overview of these programs, with 2025 updates summarised below.

### National Arbovirus Monitoring Program

The National Arbovirus Monitoring Program (NAMP) monitors the distribution of economically important arboviruses of livestock (cattle, sheep, goats and camelids) and their associated vectors across Australia. These viruses are transmitted by arthropods including mosquitoes, ticks, sandflies and biting midges. The key arboviruses monitored by NAMP include bluetongue virus (BTV), Akabane virus and bovine ephemeral fever virus. Data collection involves serological and virological monitoring of sentinel cattle herds, periodic serosurveys of other cattle herds, and trapping of *Culicoides* species (biting midges).

Many regions in Australia do not support the specific *Culicoides* species capable of transmitting BTV. The boundaries of BTV transmission are shown on the interactive Bluetongue Virus Zone Map,<sup>12</sup> which identifies areas where no virus transmission has been detected for the past 2 years. This publicly accessible online tool is widely used by livestock producers and other stakeholders. Updates to the map occur as required in response to confirmed changes in BTV distribution.

There were 2 expansions of the BTV Transmission Zone in the 2024 to 2025 arbovirus season: in Queensland and the Northern Territory, both in a south-westward direction.

Bluetongue virus is endemic in northern and northeastern Australia (New South Wales, Northern Territory, Queensland and northern Western Australia) within the BTV Transmission Zone. Bluetongue virus remains undetected in South Australia, Tasmania and Victoria.

No new serotypes were detected in Australia from samples collected during the 2024 to 2025 season. Serotypes detected during the period were BTV-1, BTV-7, BTV-12, BTV-15, BTV-16 and BTV-21.

Clinical bluetongue disease is an uncommon occurrence in Australian sheep and has never been reported in any other susceptible animal species in Australia. Where clinical disease has occurred, it has been confined to sheep located within the BTV Transmission Zone.

More detailed information about NAMP, including the results of monitoring activities, can be found in the *NAMP Annual Report 2024–2025*.<sup>13</sup>



Credit: Berwyn Squire

<sup>11</sup> [animalhealthaustralia.com.au/ahia](https://animalhealthaustralia.com.au/ahia)

<sup>12</sup> [namp.animalhealthaustralia.com.au/public.php](https://namp.animalhealthaustralia.com.au/public.php)

<sup>13</sup> [animalhealthaustralia.com.au/national-arbovirus-monitoring-program](https://animalhealthaustralia.com.au/national-arbovirus-monitoring-program)

## National Significant Disease Investigation Program

Private veterinarians are essential to Australia’s general disease surveillance by contributing their expertise in recognising, investigating and reporting significant animal disease outbreaks. The National Significant Disease Investigation Program (NSDIP) provides coordinated funding to state and territory government veterinary services and Wildlife Health Australia to facilitate collaboration with private veterinarians through disease investigation subsidies, and to support the delivery of targeted training in disease investigation. This collaboration enhances the likelihood that major disease incidents are investigated, and strengthens Australia’s capacity to identify emerging diseases by building the knowledge, skills, resources and connections of non-government veterinarians.

From July 2024 to June 2025, 276 clinical investigations were financially supported by NSDIP (Figure 2.1). The syndromes most frequently investigated were respiratory signs, neurological signs, and abortion and stillbirth. The program also supported emergency animal disease training for veterinarians.

More information about NSDIP can be found on the Animal Health Australia website.<sup>14</sup>

## National Sheep Health Monitoring Project

The National Sheep Health Monitoring Project (NSHMP)<sup>15</sup> is funded by the sheep and wool industries and managed by Animal Health Australia. NSHMP, which has been running since 2007, monitors lines of sheep in abattoirs for

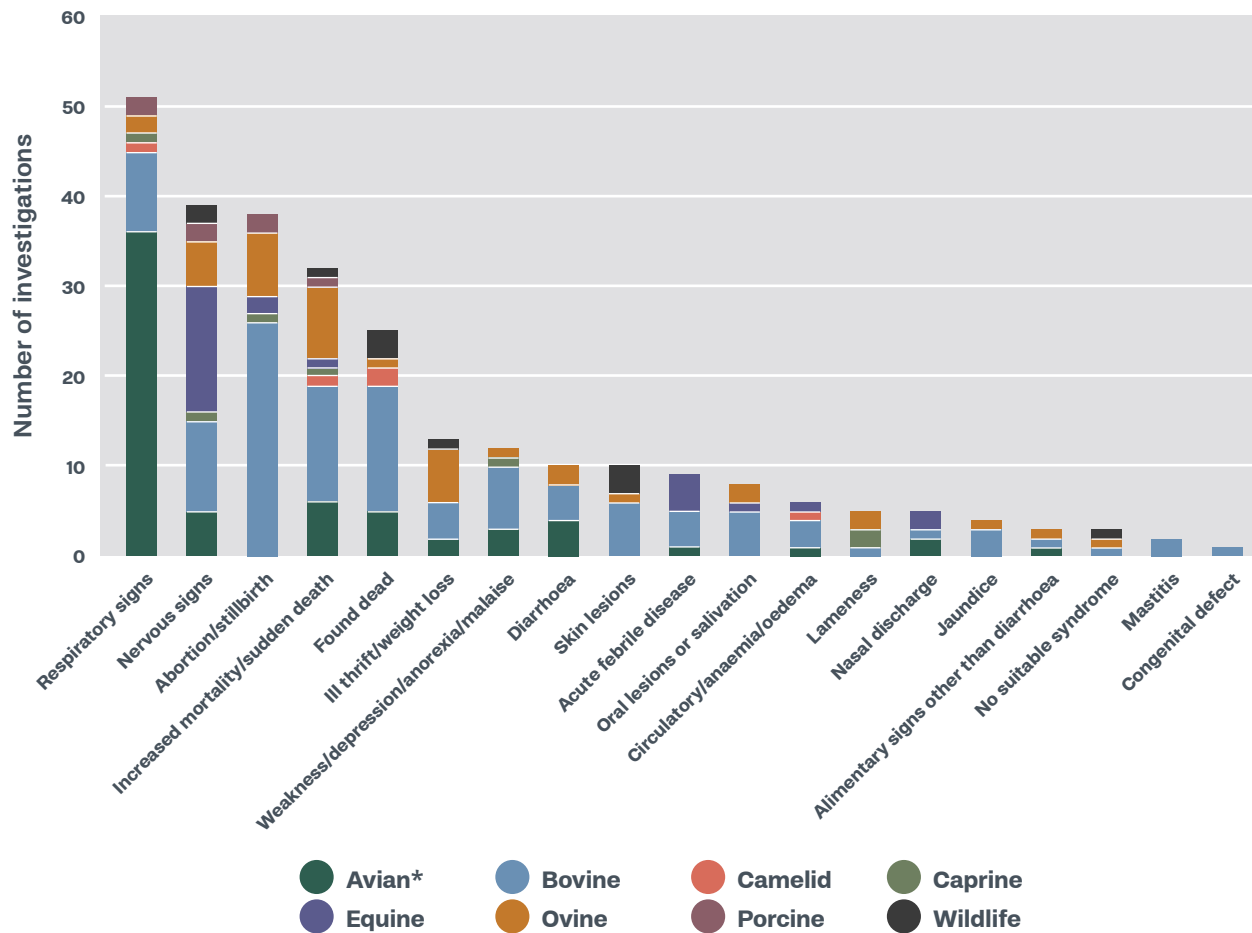


Figure 2.1 Number of investigations supported by the National Significant Disease Investigation Program, by syndrome and animal group, July 2024–June 2025

\* Domestic poultry and caged bird species by syndrome and animal group, July 2024–June 2025

<sup>14</sup> [animalhealthaustralia.com.au/collaborative-disease-investigations](https://animalhealthaustralia.com.au/collaborative-disease-investigations)

<sup>15</sup> [animalhealthaustralia.com.au/national-sheep-health-monitoring-project](https://animalhealthaustralia.com.au/national-sheep-health-monitoring-project)

important animal health conditions and generates a comprehensive dataset that provides a snapshot of the animal health status of the Australian flock. Sheep carcasses and offal are monitored for a range of diseases and conditions that impact productivity, meat processing wastage and farm profitability. The data are available to those producers who submit sheep to participating abattoirs via Meat & Livestock Australia's myFeedback portal, to allow them to make on-farm management changes if issues are found.

During 2025, a total of 8,813,798 sheep from 34,566 lines and 7,261 Property Identification Codes were inspected in 8 domestic and export abattoirs. Overall, there were low levels of diseases and conditions detected in inspected sheep. Bladder worm, nephropathy and pleurisy were the most common findings. More information is available in NSHMP annual reports.<sup>16</sup>

### **National Transmissible Spongiform Encephalopathy Surveillance Project**

The National Transmissible Spongiform Encephalopathy (TSE) Surveillance Project is part of the TSE Freedom Assurance Program, which is managed by Animal Health Australia

with funding from the Australian, state and territory governments and industry stakeholders. The purpose of the TSE Freedom Assurance Program is to increase market confidence that Australian animals and animal products are free from TSEs.<sup>17</sup> The National TSE Surveillance Project aims to provide early detection of bovine spongiform encephalopathy (BSE) and scrapie, should they occur. It also helps demonstrate Australia's ability to meet the requirements for the World Organisation for Animal Health (WOAH) negligible risk status for BSE and free status for scrapie. The program involves testing samples from cattle, sheep and goats with clinical signs consistent with BSE or scrapie. Opportunistic sampling of fallen and casualty slaughter cattle, sheep and goats is also undertaken in abattoirs.

Australia's targeted surveillance program is consistent with surveillance requirements in the WOAH Terrestrial Code chapter for BSE. Data are submitted to WOAH each year to reconfirm Australia's negligible risk status for BSE. During the period July 2024 to June 2025, 214 cattle, 164 sheep and 6 goats were examined as part of the program. All samples tested negative for BSE (including atypical BSE) and scrapie.



<sup>16</sup> [animalhealthaustralia.com.au/nshmp-annual-reports](https://animalhealthaustralia.com.au/nshmp-annual-reports)

<sup>17</sup> [animalhealthaustralia.com.au/maintaining-australias-freedom-from-tses](https://animalhealthaustralia.com.au/maintaining-australias-freedom-from-tses)

## Screw-Worm Fly Surveillance and Preparedness Program

Screw-worm fly, an insect pest of warm-blooded animals, is absent from Australia but affects livestock, wildlife and humans in many regions worldwide. Old World screw-worm fly (*Chrysomya bezziana*) is present throughout much of Africa, the Middle East, the Indian subcontinent and South-East Asia, including Indonesia, Timor-Leste, the Philippines and Papua New Guinea. New World screw-worm fly (*Cochliomyia hominivorax*) is endemic in parts of Central and South America.

Australia's Screw-Worm Fly Surveillance and Preparedness Program undertakes targeted national surveillance through fly trapping and monitoring livestock for myiasis. The program also

raises awareness of screw-worm fly, strengthens Australia's screw-worm fly entomology expertise, and provides a national platform for assessing and managing Australia's risk profile.

During 2025, contents of insect traps were inspected on 254 occasions across 29 sites within 8 locations. There were 132 targeted myiasis monitoring events at 16 sites within 13 locations (Figure 2.2). No screw-worm fly was detected. Targeted communication materials were developed and distributed to veterinarians and other key animal health stakeholders in northern Australia.

Further information and resources associated with the Screw-Worm Fly Surveillance and Preparedness Program are available on the Animal Health Australia website.<sup>18</sup>

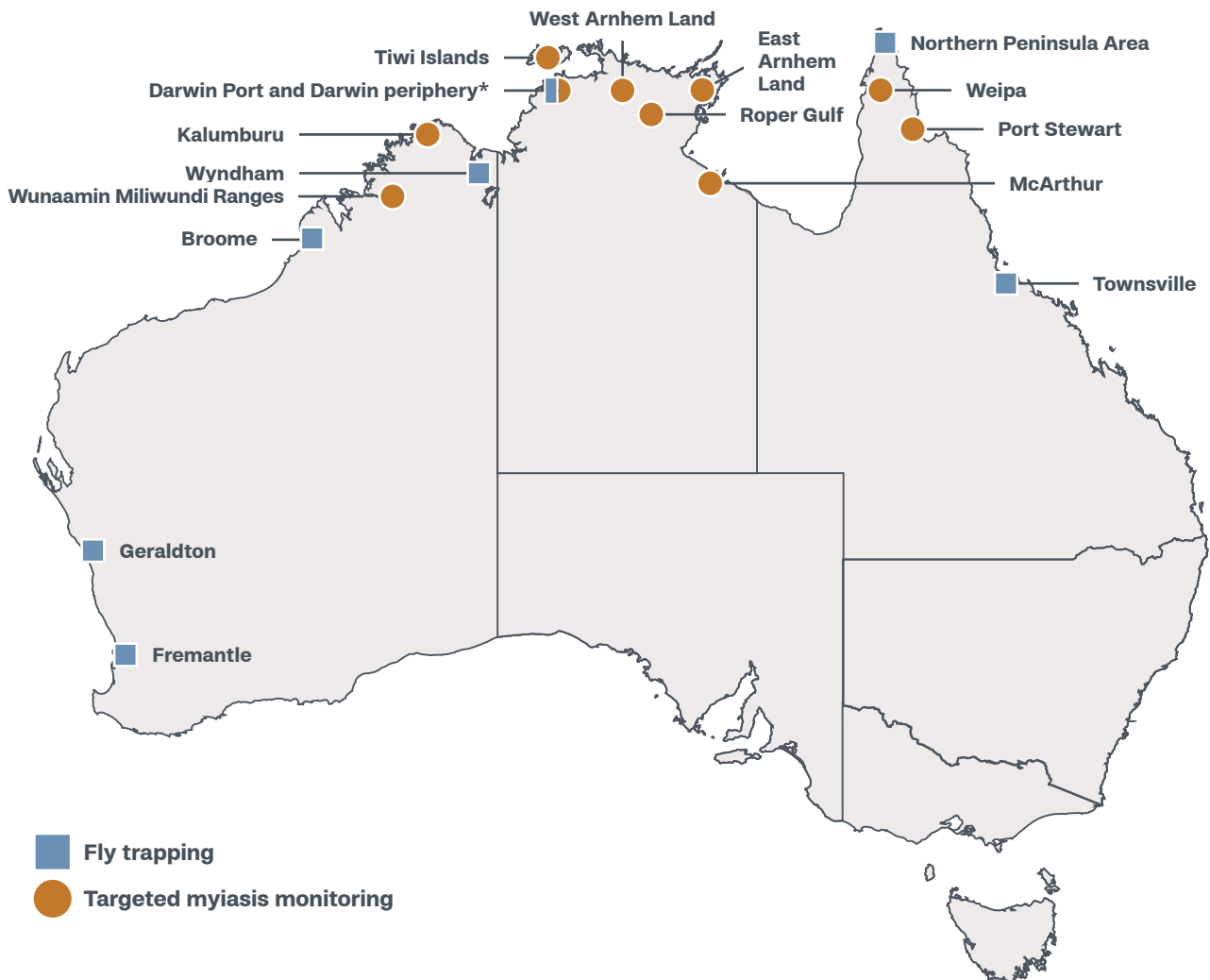


Figure 2.2 Locations of targeted myiasis monitoring and fly trapping in the Screw-Worm Fly Surveillance and Preparedness Program, 2025

\*Darwin Port and Darwin periphery cover two trapping locations and four myiasis sampling locations.

18 [animalhealthaustralia.com.au/monitoring-for-swf](http://animalhealthaustralia.com.au/monitoring-for-swf)

## NABSnet Skin Survey

The Northern Australia Biosecurity Surveillance Network (NABSnet) is an initiative under the Northern Australia Biosecurity Strategy 2030<sup>19</sup> with operational delivery overseen by the Northern Australia Quarantine Strategy. It is a program for connecting and building capacity of private veterinarians who service northern Australia.

Since its inception 8 years ago, NABSnet has grown to a network of more than 300 members. The program is designed to ensure there is effective veterinary response and investigation of significant disease events in northern Australia.

NABSnet commenced a Skin Survey in 2023 to assist with describing the typical range of cattle skin conditions in northern Australia to support the evidence base for Australia's lumpy skin disease (LSD)–free status (see page 41).

In 2025, the NABSnet Skin Survey saw 51 cattle with skin lesions sampled and tested for LSD across northern Australia in the Northern Territory, northern Queensland and northern Western Australia. No LSD was detected. Histological analysis has indicated that the most common cause for skin lesions in these northern cattle is dermatitis caused by insect bite hypersensitivity. Following this, other conditions such as dermatophytosis, demodex or healing injuries were also found to cause skin lesions within northern Australian cattle.



<sup>19</sup> [agriculture.gov.au/biosecurity-trade/policy/australia/northern-australia-biosecurity-strategy-2030](https://agriculture.gov.au/biosecurity-trade/policy/australia/northern-australia-biosecurity-strategy-2030)

## Northern Australia Quarantine Strategy

The Northern Australia Quarantine Strategy (NAQS) continued to deliver its targeted and general surveillance program for early detection of exotic pests and diseases and to support Australia's proof of freedom from them. Routine animal health surveillance by NAQS includes feral animal surveys, environmental sampling for influenza A virus, domestic animal surveys and arbovirus surveillance of sentinel cattle herds, while also responding to ad hoc morbidity or mortality reports throughout the north. NAQS collaborates with a wide range of stakeholders to complete these programs. This includes Indigenous ranger groups, who carry out surveillance activities on a fee-for-service basis through the NAQS Indigenous Ranger Biosecurity Program.<sup>20</sup>

Feral animal surveillance is a significant part of the NAQS program. In 2025, 14 aerial surveys of feral animals were conducted across northern Australia. Feral pigs were the most frequently encountered species during these surveys. Their relative abundance compared to other feral species, combined with their capacity to carry a wide range of exotic pests and diseases, makes them a key target species for surveillance in northern Australia. Any abnormal clinical signs or pathology detected during these surveys underwent further diagnostic workup and exotic disease exclusion testing.

Complementing the feral animal surveillance work are post-mortem workshops that NAQS delivers to key northern stakeholders to improve awareness of exotic diseases. Throughout the year, 15 post-mortem workshops were conducted with Indigenous ranger groups and other northern stakeholders; feral pigs, buffalo, cattle and donkeys were examined during these workshops.

Table 2.3 provides an overview of feral animals sampled by NAQS in 2025 that were tested for serological exposure to key exotic diseases. Serological testing is a valuable tool because it can detect past exposure to exotic pathogens, even in the absence of clinical signs, providing an early warning system for potential disease incursions.

Lumpy skin disease (LSD) surveillance continued in 2025. All feral bovines (banteng, water buffalo

<sup>20</sup> [agriculture.gov.au/biosecurity-trade/policy/australia/indigenous-ranger-biosecurity-program](https://agriculture.gov.au/biosecurity-trade/policy/australia/indigenous-ranger-biosecurity-program)

**Table 2.3 Number of northern Australian feral animals tested for serological exposure to exotic diseases in 2025**

Pathogen tested	Count of animals	Positive test results
African swine fever	928	0
Aujeszky's disease (pseudorabies virus)	929	0
Classical swine fever	929	0
Lumpy skin disease	90	0
Surra	698	0
Peste des petits ruminants	5	0

and cattle) sampled during feral animal surveys, as well as cattle at the National Arbovirus Monitoring Program's Kalumburu sentinel herd, were serologically tested for LSD, and any bovines with skin lesions were also sampled and tested using polymerase chain reaction (PCR). Throughout the year, 122 bovines were serologically tested for LSD – 90 feral bovines and 32 from the Kalumburu herd. Of these, 46 animals exhibited skin lesions that met the sampling criteria; however, no other clinical signs of LSD were observed. Lesions were collected and tested, and LSD was excluded in all cases.

Over the year, NAQS conducted 16 disease investigations in feral animals exhibiting clinical signs consistent with exotic animal diseases, including foot-and-mouth disease, swine vesicular disease, vesicular stomatitis, Seneca Valley virus, porcine reproductive and respiratory syndrome, Nipah virus, African swine fever and classical swine fever. No exotic pests or diseases were detected through these investigations.

NAQS continued to assist the northern jurisdictions with monitoring of Japanese encephalitis virus (JEV) distribution through feral animal surveillance activities throughout the year. In 2025, 9 feral pigs tested positive for JEV (genotype IV) by PCR out of 956 feral pigs tested. This surveillance indicates that JEV remains present in some regions of the north.

In 2025, NAQS further expanded influenza A virus surveillance activities in response to the ongoing H5 high pathogenicity avian influenza (HPAI) outbreaks around the world. NAQS increased regular surveillance in wild birds, with additional sampling sites and increased frequency of

sampling through collaborations with several northern stakeholders, including Australian Government departments and Indigenous ranger groups.

NAQS collected, or facilitated the collection of, 6,365 environmental samples of wild bird faeces across northern Australia (including the Australian external territories) for avian influenza testing, all of which were negative for HPAI. Low pathogenicity avian influenza strains detected through this surveillance included H9N2, H6N2 and H11N9, which are endemic to Australia and not related to the H5 HPAI strain responsible for outbreaks globally. Complementing the targeted environmental sampling activities, NAQS also receives referrals from northern Australia stakeholders of bird morbidity and mortality events. There were no detections of HPAI in wild birds during investigations of these events.

## Wildlife health surveillance

Wildlife Health Australia (WHA) is a national body that advances wildlife health for a healthier future for all. WHA works with multidisciplinary experts to build Australia's understanding of wildlife health including diseases, emerging risks and their drivers. WHA coordinates wildlife health surveillance programs across Australia, supporting Australia's animal health industries, human health, biodiversity, trade and tourism. In 2025, 1,455 wildlife disease investigations were reported to the national database (Table 2.4). Approximately 47.5% of these events involved birds, bat events accounted for 24.2% of investigations reported, and 9.1% were related to marsupials.

A total of 691 investigations of wild bird disease events were reported to WHA in 2025 from around Australia. No wild bird mortality events were attributed to avian influenza virus or West Nile virus.

Pigeon paramyxovirus was attributed as the cause of several mortality events involving feral pigeons and doves. Avian paramyxovirus Class 1 (avirulent strain) continues to be detected incidentally in wild birds. Avian influenza virus and avian paramyxovirus 1 were excluded by polymerase chain reaction testing in 564 and 297 events respectively. Avian influenza virus and avian paramyxovirus 1 exclusion testing was not warranted in the remaining events based on clinical signs, history, prevailing environmental conditions or other diagnoses.

Findings in wild bird events in 2025 also included: aspergillosis, avian pox, botulism, *Chlamydia*

*psittaci* infection, coccidiosis, parasitism, pigeon paramyxovirus, photosensitisation, psittacine beak and feather disease, *Salmonella* infection (non-notifiable spp.), spironucleosis, toxicities (including algal bloom, anticoagulant rodenticide, organophosphates, carbamates and heavy metals) and trichomoniasis.

Most bat investigations involved individual bats submitted for testing for Australian bat lyssavirus (ABLV), typically following potentially infectious contact with a human or pet. A total of 357 bats were tested for ABLV, of which 15 were found positive for ABLV infection. This includes 9 positive detections in Queensland, 2 in the Northern Territory, 2 in Victoria and 2 in New South Wales. In July 2025, NSW Health reported a tragic case of ABLV infection in a man in northern New South Wales who had previously been bitten by a bat and received treatment.<sup>21</sup> There were

**Table 2.4 Wildlife disease investigations reported in Australia in 2025**

Animals	Number of investigations <sup>a</sup>
<b>Birds</b>	691
<b>Bats</b>	358
<b>Marsupials</b>	132
<b>Feral mammals<sup>b</sup></b>	128
<b>Marine mammals</b>	83
<b>Snakes and lizards</b>	39
<b>Fish</b>	3
<b>Marine turtles</b>	11
<b>Monotremes</b>	14
<b>Amphibians</b>	7
<b>Exotic mammals<sup>c</sup></b>	2
<b>Rodents</b>	1
<b>Sea horses</b>	1
<b>Sharks and rays</b>	1

a Nine investigations involved multiple taxonomic groups, so the total number of events does not equal 1,455.

b Includes feral pigs (*Sus scrofa*), European rabbits (*Oryctolagus cuniculus*), European hare (*Lepus europaeus*), red fox (*Vulpes vulpes*), feral goat (*Capra hircus*), feral deer (fallow deer [*Dama dama*], hog deer [*Axis porcinus*] and *Cervidae* spp.), feral cattle (*Bos javanicus* and *Bos* spp.) and Asiatic water buffalo (*Bubalus arnee*).

c Includes captive zoo collection animals.

21 NSW Health 2025. Community urged not to touch bats after rare case of Australian bat lyssavirus. [www.health.nsw.gov.au/news/Pages/20250702\\_01.aspx](http://www.health.nsw.gov.au/news/Pages/20250702_01.aspx) (accessed 16 January 2026).

no detections of ABLV in any other species. The WHA Bat Health Focus Group regularly reports on the status of ABLV, including in the twice-yearly ABLV Bat Stats.<sup>22</sup>

Significant wildlife health incidents in Australia are reported on the WHA website<sup>23</sup> and in *Animal Health Surveillance Quarterly*.

### National Avian Influenza Wild Bird Surveillance Program


Since October 2021, H5 high pathogenicity avian influenza (HPAI) has caused ongoing outbreaks of disease in wild birds throughout the Americas, Europe, Asia, Africa and Antarctica. Considering the unprecedented number of global HPAI outbreaks in wild birds and poultry and the dramatic increase in geographic coverage, Wildlife Health Australia (WHA) has continued to support Australia's national preparedness and response activities. For more information and resources: [wildlifehealthaustralia.com.au/Resource-Centre/H5-bird-flu](https://wildlifehealthaustralia.com.au/Resource-Centre/H5-bird-flu).

Targeted surveillance was conducted through the National Avian Influenza Wild Bird Surveillance Program by sampling apparently healthy, live and hunter-shot wild birds at sites across Australia and external territories (Figure 2.3). Additional samples from migratory shorebirds and seabirds were collected during the migration period in recognition of the likely pathway of incursion of novel avian influenza virus strains, including H5 HPAI circulating overseas. Over 11,000 faecal environmental, oropharyngeal and cloacal swabs collected from waterbirds were tested for avian influenza viruses in 2025.

Molecular analysis of avian influenza viruses detected through targeted surveillance activities contributes to tracking Australian avian influenza virus evolution and dynamics, maintaining currency of diagnostic tests and a virus sequence library that allows comparison of Australian and overseas strains. This information helps inform the risk to industry and the response to detections in poultry.

<sup>22</sup> [wildlifehealthaustralia.com.au/Resource-Centre/Bat-Health#Australian%20Bat%20Lyssavirus](https://wildlifehealthaustralia.com.au/Resource-Centre/Bat-Health#Australian%20Bat%20Lyssavirus)

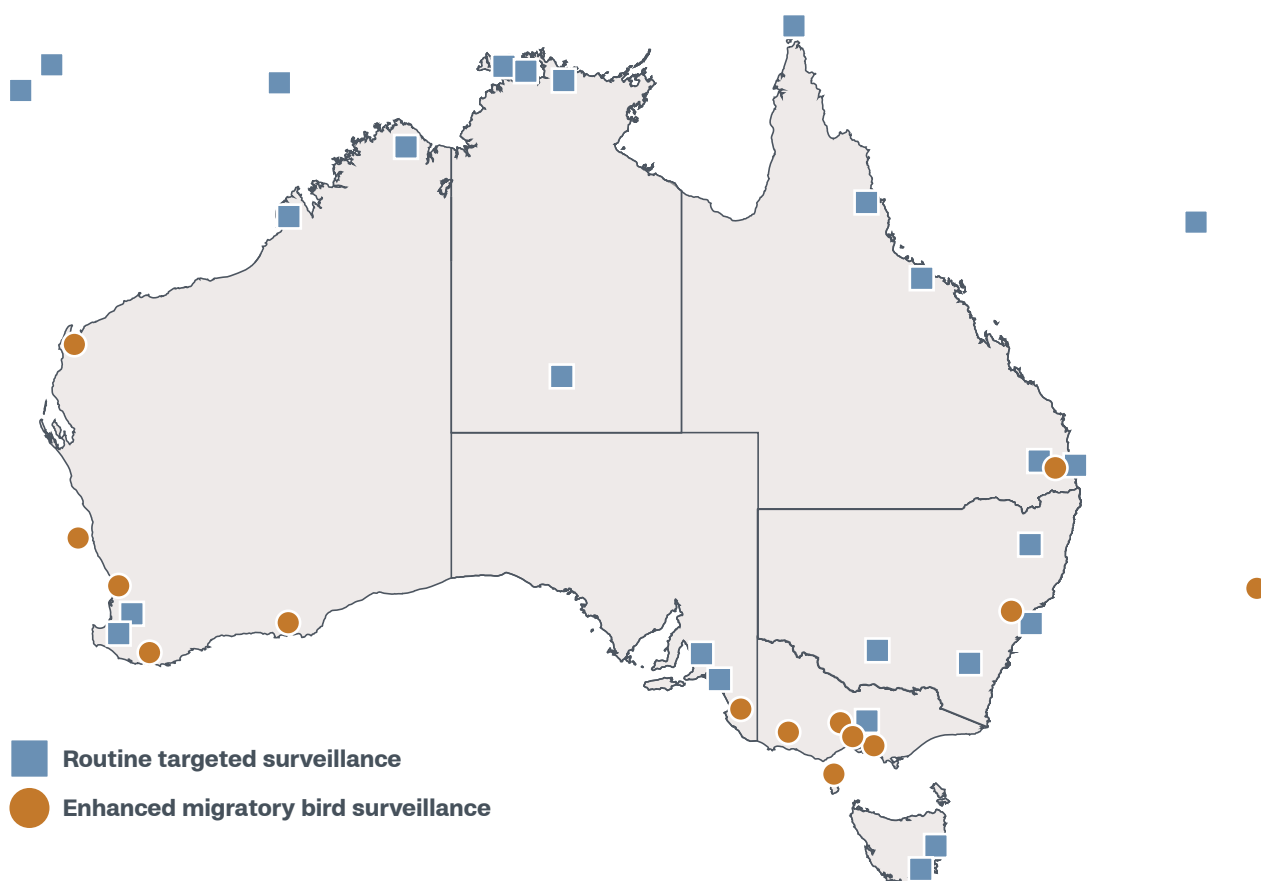
<sup>23</sup> [wildlifehealthaustralia.com.au/Incidents/Incident-Information](https://wildlifehealthaustralia.com.au/Incidents/Incident-Information)



**Risk-based surveillance for avian influenza viruses has tested over 167,100 wild birds since July 2005.**

**Mortality due to avian influenza viruses has not been reported in feral or native free-ranging birds in Australia.**

**High pathogenicity avian influenza viruses have not been detected via targeted wild bird surveillance in Australia, including H5 HPAI.**



**Figure 2.3 Avian influenza virus targeted surveillance key sampling locations\***

\*This map shows the locations where the majority of wild bird samples are collected for both routine and enhanced (migratory bird) targeted surveillance. Sites outside main landmarks represent island locations. Locations sampled irregularly or where small numbers of samples are collected are not represented on the map.

As part of general surveillance, avian influenza virus and avian paramyxovirus 1 were also excluded in wild bird morbidity and mortality events, including enhanced testing for avian influenza virus due to the threat of H5 HPAI arrival in the country. In 2025, WHA supported the jurisdictional response to the H7 HPAI outbreak in poultry in Victoria (see page 47) and provided incident information in relation to wild birds. Enhanced general surveillance was undertaken in wild birds as part of the response to this outbreak in poultry. Activities included raising awareness and requesting reports of sick and dead wild birds from locations near the outbreak.

Further information on the National Avian Influenza Wild Bird Surveillance Program is available on WHA's website, in the *Avian*

*Influenza in Wildlife in Australia* fact sheet<sup>24</sup> and the Wild Bird Newsletter.<sup>25</sup>

## Antimicrobial resistance surveillance

Surveillance for antimicrobial resistance (AMR) in animals remains a priority for Australia to monitor risks to human and animal health. In 2025, the Australian Government Department of Agriculture, Fisheries and Forestry (DAFF) commenced a project to inform development of future AMR surveillance programs in the animal sector. This project has identified 10 priority drug-bug-host combinations across animal industries (including companion animals) for detailed assessment. This will help identify

24 [wildlifehealthaustralia.com.au/Portals/0/ResourceCentre/FactSheets/Avian/Avian\\_Influenza\\_in\\_wildlife\\_in\\_Australia.pdf](https://wildlifehealthaustralia.com.au/Portals/0/ResourceCentre/FactSheets/Avian/Avian_Influenza_in_wildlife_in_Australia.pdf)

25 [wildlifehealthaustralia.com.au/Resource-Centre/Surveillance-Reports?t=2](https://wildlifehealthaustralia.com.au/Resource-Centre/Surveillance-Reports?t=2)

which bacteria in particular animal populations are at greatest risk of becoming less responsive to particular antimicrobial treatments, which will help target surveillance and other interventions. The next stage of this project will consider the potential risk pathways for the spread of AMR and use appropriate methods to assess the risk of resistance developing for each identified

combination. Consistent with a One Health approach, the project will consider the impacts of resistance on human health, animal health and the environment, and is expected to be completed by June 2026.

For more information on AMR initiatives, see page 6.



# Aquatic animal health status



This chapter provides details on the status of aquatic animal health in Australia in relation to the national list of reportable diseases of aquatic animals. It includes information on exclusion testing of aquatic animal diseases, and aquatic animal disease events in 2025.

### 3.1 Australia's status for aquatic animal diseases listed by the World Organisation for Animal Health

The World Organisation for Animal Health (WOAH) currently includes 11 finfish diseases, 7 mollusc

diseases, 10 crustacean diseases and 3 amphibian diseases on its notifiable diseases of aquatic animals list.<sup>26</sup> Australia is free from most of these diseases. Australia's status for each WOAH-listed aquatic animal disease agent in 2025 is shown in Table 3.1. For WOAH-listed diseases that are present, the maps in Figure 3.1 indicate the states and territories where the diseases have been reported.

Table 3.1 Australia's status for WOAH-listed disease agents of aquatic animals in 2025<sup>a</sup>

Agent	Status	Date of last occurrence
<b>Finfish</b>		
<i>Aphanomyces invadans</i>	Present	Last reported 2025
Epizootic haematopoietic necrosis virus	Present	Last reported 2025
<i>Gyrodactylus salaris</i>	Free	Never reported
Infectious salmon anaemia virus	Free	Never reported
Infectious haematopoietic necrosis virus	Free	Never reported
Koi herpesvirus (cyprinid herpesvirus 3)	Free	Never reported
<i>Megalocytivirus pagrus1</i>	Free	Never reported
Salmonid alphavirus	Free	Never reported
Spring viraemia of carp virus	Free	Never reported
Tilapia lake virus	Free	Never reported
Viral haemorrhagic septicaemia virus	Free	Never reported
<b>Molluscs</b>		
Abalone herpesvirus (haliotid herpesvirus 1)	Present	Last reported 2024
<i>Bonamia exitiosa</i>	Present	Last reported 2019
<i>Bonamia ostreae</i>	Free	Never reported
<i>Marteilia refringens</i>	Free	Never reported
<i>Perkinsus marinus</i>	Free	Never reported
<i>Perkinsus olseni</i>	Present	Last reported 2025
<i>Xenohalotis californiensis</i>	Free	Never reported
<b>Crustaceans</b>		
<i>Aphanomyces astaci</i>	Free	Never reported
Decapod iridescent virus 1	Free	Never reported
<i>Hepatobacter penaei</i>	Free	Never reported

Cont'd

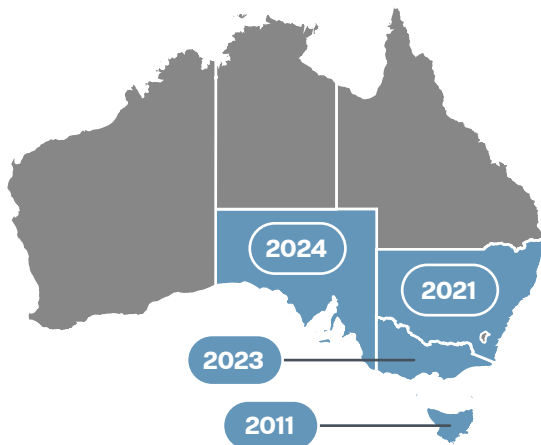
<sup>26</sup> [woah.org/en/what-we-do/standards/codes-and-manuals](http://woah.org/en/what-we-do/standards/codes-and-manuals)

Agent	Status	Date of last occurrence
Infectious hypodermal and haematopoietic necrosis virus	Free	Last reported 2025
Infectious myonecrosis virus	Free	Never reported
<i>Macrobrachium rosenbergii</i> nodavirus	Present	Last reported 2008
Taura syndrome virus	Free	Never reported
<i>Vibrio parahaemolyticus</i> (acute hepatopancreatic necrosis disease)	Free	Never reported
White spot syndrome virus	Present	Last reported 2025 <sup>b</sup>
Yellow head virus genotype 1	Free	Never reported
<b>Amphibians</b>		
<i>Batrachochytrium dendrobatidis</i>	Present	Last reported 2025
<i>Batrachochytrium salamandrivorans</i>	Free	Never reported
<i>Ranavirus</i> species	Present	Last reported 2008

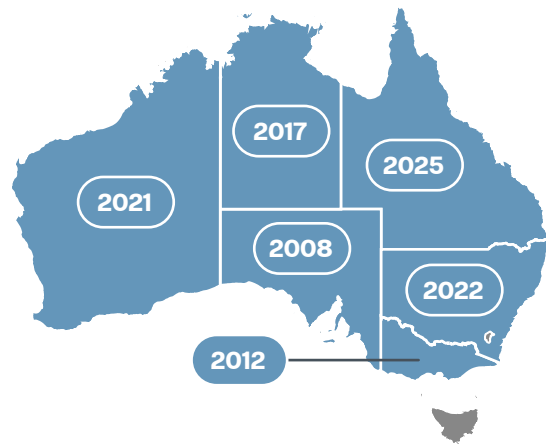
a Aquatic animal diseases that were reportable to the WOAAH in 2025 are those listed in the WOAAH Aquatic Animal Health Code (2025).

b Two zones under official control.

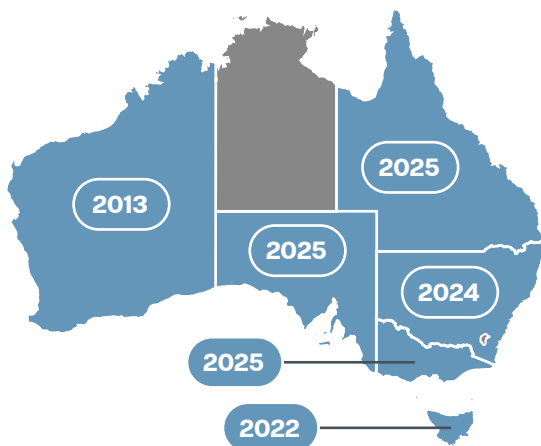
### Abalone herpesvirus (haliotid herpesvirus 1)



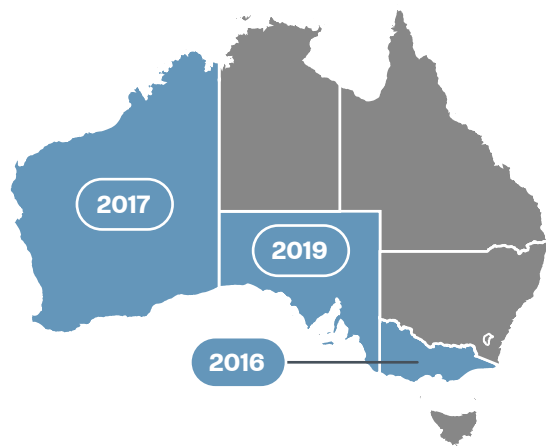
### Aphanomyces invadans (epizootic ulcerative syndrome)



### Batrachochytrium dendrobatidis

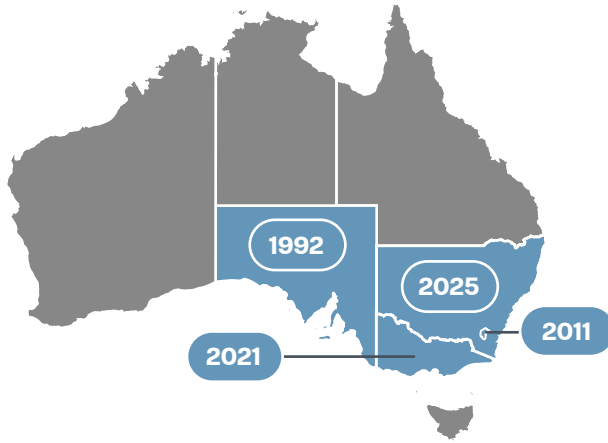


### Infection with Bonamia exitiosa

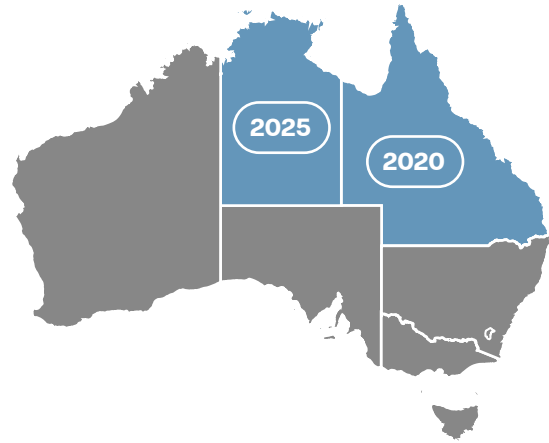


Cont'd

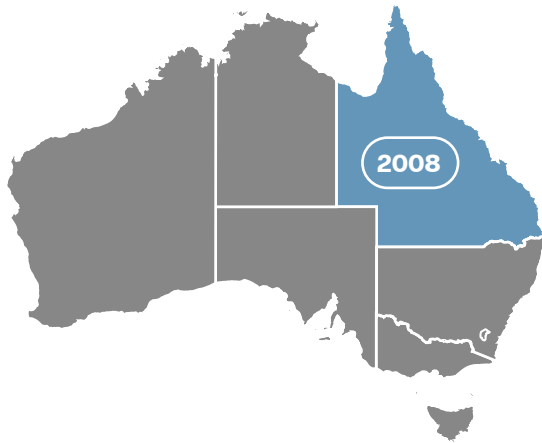
**Epizootic haematopoietic necrosis virus**



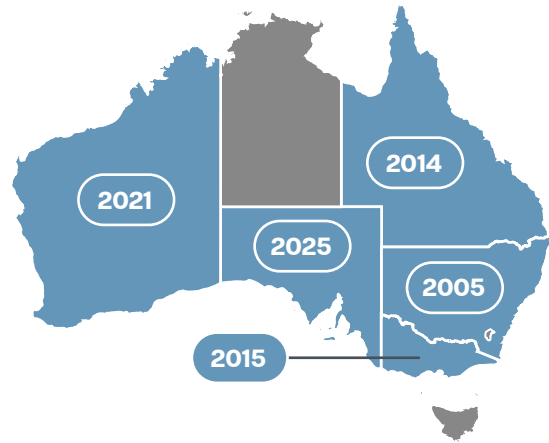
**Infectious hypodermal and haematopoietic necrosis virus**



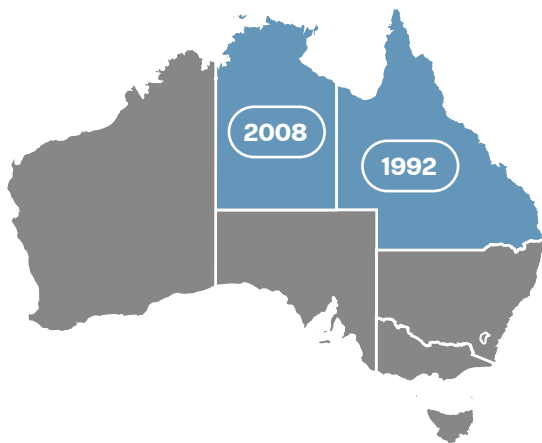
**Macrobrachium rosenbergii nodavirus (white tail disease)**



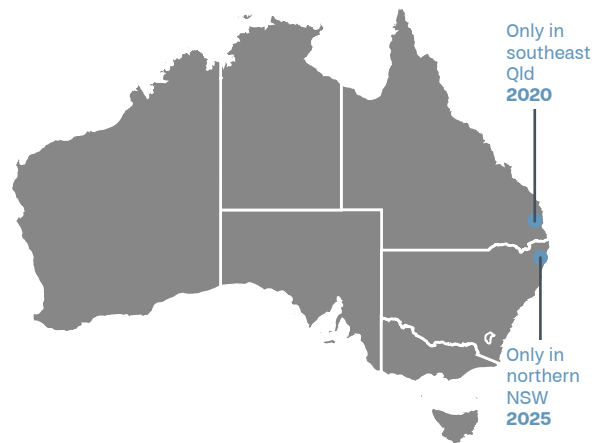
**Perkinsus olseni**



**Ranavirus species**



**White spot syndrome virus**



- States and territories have reported the specific disease within their jurisdictional boundaries in the past (date of last occurrence indicated)
- States and territories have never reported the specific disease

**Figure 3.1 Distribution of WOAH-listed aquatic animal diseases in Australia**

NSW = New South Wales; Qld = Queensland.

## 3.2 Australia's status for other reportable diseases of aquatic animals

Australia's national list of reportable diseases of aquatic animals<sup>27</sup> includes all aquatic animal diseases currently listed by the World Organisation for Animal Health (WOAH) and other aquatic animal diseases of national significance. Consistent and accurate reporting, including negative reporting, is important to demonstrate Australia's claims of freedom from

diseases of international significance, which further supports trade of seafood products and our biosecurity measures. Our disease reporting demonstrates transparency to trading partners and a commitment to disease management and biosecurity. Australia reviews its list annually, considering any changes to the WOAH list, new scientific information on listed diseases, and new and emerging diseases. Table 3.2 shows Australia's status for other aquatic animal disease agents of national significance that are not listed on the WOAH Aquatic Animal Health Code for 2025.

Table 3.2 Australia's status for other significant disease agents of aquatic animals in 2025

Agent	Status	Date of last occurrence
<b>Finfish</b>		
<i>Aeromonas salmonicida</i> – atypical strains	Present	Last reported 2021
<i>Aeromonas salmonicida</i> subsp. <i>salmonicida</i>	Free	Never reported
<b>Betanodavirus</b>	Present	Last reported 2025
<i>Edwardsiella ictaluri</i>	Present	Last reported 2014
<b>Infectious pancreatic necrosis virus</b>	Free	Never reported
<i>Myxobolus cerebralis</i>	Free	Never reported
<i>Renibacterium salmoninarum</i>	Free	Never reported
<b>Scale drop disease virus</b>	Free	Never reported
<b>Singapore grouper iridovirus (ranavirus)</b>	Free	Never reported
<i>Yersinia ruckeri</i> – Hagerman strain	Free	Never reported
<b>Molluscs</b>		
<i>Marteilia sydneyi</i>	Present	Last reported 2025
<i>Marteilioides chungmuensis</i>	Free	Never reported
<i>Mikrocytos mackini</i>	Free	Never reported
<b>Ostreid herpesvirus 1</b>	Present	Last reported 2025
<b>Crustaceans</b>		
<i>Enterocytozoon hepatopenaei</i>	Free	Never reported
<b>Laem-Singh virus</b>	Free	Never reported

<sup>27</sup> [agriculture.gov.au/agriculture-land/animal/aquatic/reporting/reportable-diseases](https://agriculture.gov.au/agriculture-land/animal/aquatic/reporting/reportable-diseases)

### 3.3 National exotic disease exclusion testing of aquatic animals in 2025

When an exotic disease is suspected, the responsible jurisdiction transfers samples to the Australian Centre for Disease Preparedness (ACDP)

for confirmatory exclusion testing. During 2025, exotic disease exclusion testing of aquatic animals was undertaken at ACDP, the national reference laboratory for diseases of aquatic animals. The purpose of this testing was to confirm the presence or absence of nationally reportable diseases (Table 3.3).

**Table 3.3 National reportable disease investigations of aquatic animals in 2025 – total number of submissions and samples per species**

Species	Total number of submissions	Total number of samples
Amphibians	0	0
Crustaceans	9	111
Finfish	42	384
Molluscs	14	721
<b>Total</b>	<b>65</b>	<b>1,216</b>

### 3.4 Aquatic animal disease events in 2025

#### White spot syndrome virus in northern New South Wales and consolidation of biosecurity control zones

White spot syndrome virus (WSSV), which causes white spot disease, is a notifiable disease that causes high mortality in farmed crustaceans such as prawns, crabs, yabbies and lobsters. First detected in Australia in 2016, WSSV is currently confined to limited zones in southeast Queensland (Moreton Bay) and northern New South Wales (Clarence, Evans and Richmond rivers). Biosecurity measures remain in place to prevent its spread to WSSV-free zones across the country.

Surveillance for WSSV in northern New South Wales during early 2025 targeted sampling of wild school prawns (*Metapenaeus macleayi*) to demonstrate freedom from the disease. In March 2025, the fourth and final round of surveillance in the Clarence River control zone included sampling in inshore oceanic areas outside the river mouth and 5 kilometres north of the existing zone boundary. These samples tested positive for WSSV by polymerase chain reaction at the Elizabeth Macarthur Agricultural

Institute in Menangle, New South Wales, and were subsequently confirmed by the Australian Centre for Disease Preparedness (ACDP). Similarly, during surveillance in the Evans and Richmond rivers control zone, wild school prawns sampled from inshore oceanic trawl locations tested positive for WSSV, with confirmatory testing again undertaken by ACDP. Genomic analysis of these samples indicated that the strain was related to previous New South Wales detections in 2022, 2023 and 2024.

In response to the continued detections of the same WSSV strain across the 2 adjacent New South Wales control zones, the state government has now combined the Clarence River control zone and the Evans and Richmond rivers control zone into a single WSSV biosecurity control zone.

Starting from 9 December 2025, the existing biosecurity control order has been extended for a further 5 years and now applies to the merged WSSV control zone. This extension ensures ongoing regulatory oversight and supports continued surveillance and containment in collaboration with local industry to prevent the spread of WSSV to other areas of New South Wales and Australia.

# Appendices



# Appendix A – Livestock and aquatic industries in Australia

The data presented in this appendix have been sourced from the Australian Bureau of Agricultural and Resource Economics (ABARES) Agricultural Commodities Report<sup>28</sup> (March 2026) and the Australian Bureau of Statistics (ABS) Australian Agriculture: Livestock Report for 2023–24 (as at 12 June 2025).

ABARES is the research arm of the Australian Government Department of Agriculture, Fisheries and Forestry. Amongst other functions, ABARES publishes official statistics on agriculture, fish and forestry sectors using data accessed through relationships with national and state organisations and industry bodies, and by conducting surveys. Interactive visual tools such as the Farm Data Portal and the Australian Agricultural Census 2020–21 visualisations are also available on the ABARES website which showcase agricultural livestock data in a simple and intuitive way, in the form of maps and charts.

See the interactive visual tools and other agricultural data resources: [agriculture.gov.au/abares/data](https://agriculture.gov.au/abares/data).

**Table A1 Sheep and cattle numbers by state, 2023–2024**

	Unit	NSW*	NT	Qld	SA	Tas	Vic	WA	National
<b>Sheep</b>	'000 head	28,179	–	2,619	10,535	2,648	15,901	11,478	71,359
<b>Beef cattle</b>	'000 head	5,906	1,934	13,509	1,151	570	2,866	2,275	28,212
<b>Dairy cattle</b>	'000 head	291	–	78	94	310	1,300	88	2,161

Source: Australian Bureau of Statistics.

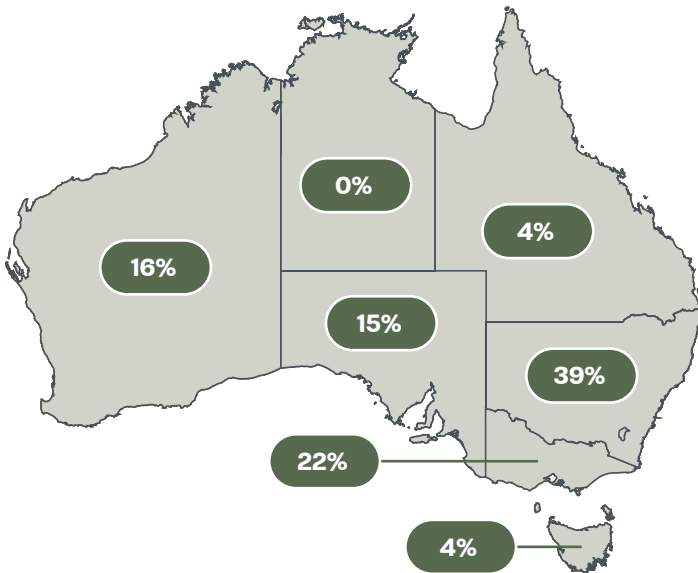
Sheep, beef and dairy cattle numbers for 2023–24. 'Sheep' includes sheep and lambs.

NSW = New South Wales; NT = Northern Territory; Qld = Queensland; SA = South Australia; Tas = Tasmania; Vic = Victoria; WA = Western Australia.

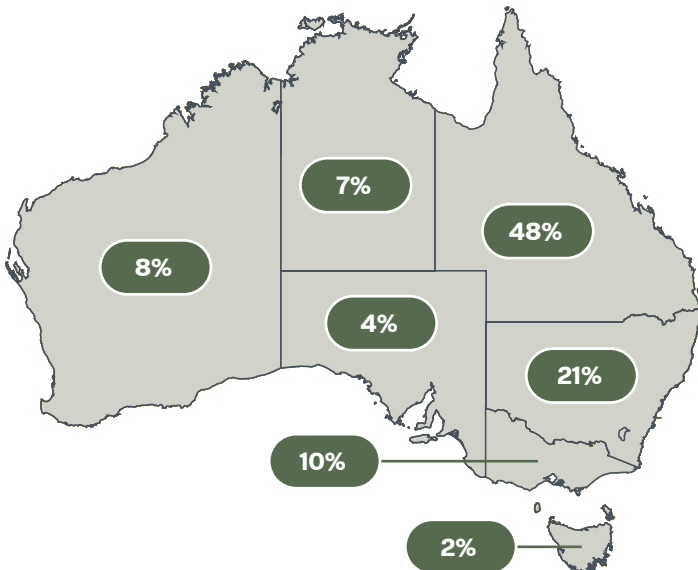
\*Australian Capital Territory beef cattle herd data included under NSW.



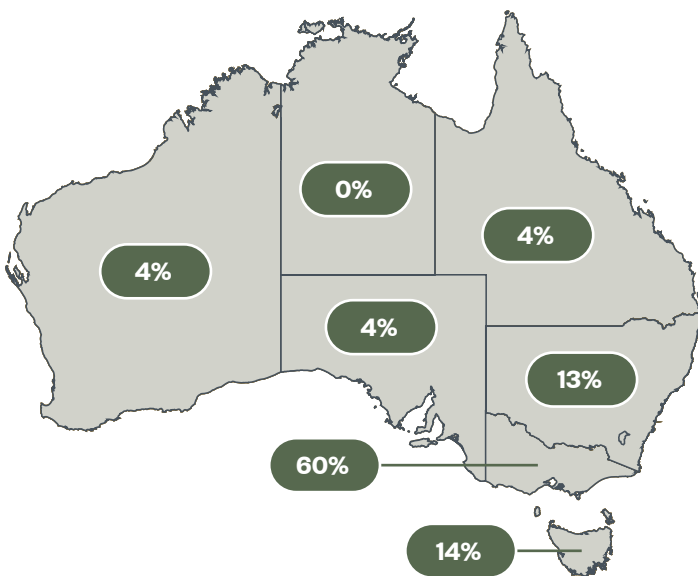
28 [agriculture.gov.au/abares/research-topics/agricultural-outlook/march-2026](https://agriculture.gov.au/abares/research-topics/agricultural-outlook/march-2026)



**Sheep flock by state 2023–24**



**Beef cattle herd by state 2023–24**



**Dairy cattle herd by state 2023–24**

**Figure A1 Sheep and cattle numbers by state, 2023–24**

Table A2 Australian livestock statistics

	Unit	2022–23	2023–24 <sup>l</sup>	2024–25 <sup>m</sup>
<b>Livestock numbers</b>				
Sheep	million head	73	71	66.4 <sup>a</sup>
Beef cattle	million head	28	28	28
Dairy cattle	million head	2	2	2
<b>Total cattle</b>	<b>million head</b>	<b>30</b>	<b>30</b>	<b>30</b>
Pigs	million head	2	2	2
<b>Livestock slaughterings</b>				
Sheep (adult)	'000 head	8,668	10,399	11,741
Lamb	'000 head	22,733	27,146	26,060
Cattle and calves	'000 head	6,598	8,080	9,275
Pigs	'000 head	5,644	5,799	5,759
Chickens	million head	711.10	734.30	752.49
Goats	'000 head	2,019	3,031	3,647
<b>Meat produced<sup>b</sup></b>				
Mutton	kt (cw)	220.95	262.96	294.76
Lamb	kt (cw)	557.29	652.56	624.55
Beef and veal	kt (cw)	2,014.61	2,396.92	2,763.09
Pork	kt (cw)	453.43	468.43	472.83
Poultry	kt (cw)	1,420.19	1,494.91	1,584.10
Goat meat	kt (cw)	33.57	46.60	57.62
<b>Livestock products</b>				
Wool <sup>c</sup>	kt (gr. eq.)	418.70	429.82	418.26
Milk <sup>d</sup>	ML	8,126.52	8,375.94	8,315.02
Eggs	million dozen	352.05	357.41	353.98
<b>Meat exports</b>				
Mutton	kt (sw)	191.67	237.17	261.90
Lamb	kt (sw)	308.35	392.22	389.34
Beef and veal	kt (sw)	1,010.98	1,287.69	1,535.13
Pig meat	kt (sw)	33.75	42.53	40.76
Chicken meat	kt (sw)	48.77	50.28	45.00
Goat meat	kt (sw)	25.34	41.67	55.39

Cont'd

	Unit	2022–23	2023–24 <sup>l</sup>	2024–25 <sup>m</sup>
Kangaroo meat	kt (sw)	1.94	1.51	1.78
Camel meat	kt (sw)	0.89	0.85	0.71
<b>Live animal exports</b>				
Live sheep <sup>e</sup>	'000 head	676.34	506.67	443.55
Live feeder/slaughter cattle <sup>f</sup>	'000 head	485.18	611.20	687.13
Live breeder cattle <sup>g</sup>	'000 head	150.94	112.81	116.99
Live goats	'000 head	11.36	14.65	17.80
Live camels	head	445.00	844.00	1,445.00
Live buffalo	head	4,355.00	2,018.00	1,492.00
<b>Gross value of livestock production</b>				
Sheep <sup>h</sup>	\$m	835.25	573.36	1,083.60
Lamb <sup>h</sup>	\$m	3,690.32	3,604.12	4,592.45
Cattle and calves <sup>hi</sup>	\$m	14,281.46	12,974.18	17,701.36
Pigs <sup>h</sup>	\$m	1,673.25	1,833.76	2,014.13
Poultry	\$m	3,670.10	4,056.80	4,150.26
Goats	\$m	165.46	102.33	171.01
Cattle exported live <sup>j</sup>	\$m	1,232.38	966.94	960.04
Sheep exported live <sup>e</sup>	\$m	84.94	46.29	55.88
Goats exported live	\$m	7.05	8.38	3.88
Wool <sup>c</sup>	\$m	3,126.43	2,852.00	2,595.27
Milk <sup>k</sup>	\$m	6,081.55	6,234.21	5,404.76
Eggs	\$m	1,160.93	1,286.58	1,387.55

a No ABS data are available; this figure is an ABARES estimate.

b Includes carcass equivalent of canned meats.<sup>v</sup>

c Includes shorn wool (includes crutching), dead and fellmongered wool, and wool exported on skins.

d Includes the whole milk equivalent of farm cream intake.

e Includes breeding stock.

f Includes buffalo.

g Includes dairy cattle and buffalo.

h Excludes skin and hide values.

i Includes dairy cattle slaughtered.

j Includes all bovine for feeder/slaughter, breeding and dairy purposes.

k Milk intake by factories and valued at the farm gate.

<sup>l</sup> The 2023–24 data published in *Animal Health in Australia Annual Report 2024* were estimates and may differ from the figures reported here.

<sup>m</sup> ABARES estimate.

Sources: ABARES; ABS.

**Table A3 Australian fisheries production**

	Unit	2022–23	2023–24 <sup>b</sup>	2024–25 <sup>b</sup>
<b>Volume of fisheries production</b>				
Tuna	kt	11.70	12.00	13.80
Salmonids <sup>a</sup>	kt	71.10	80.20	81.80
Other fish	kt	132.00	151.00	154.00
Prawns	kt	24.80	27.30	30.90
Rock lobster	kt	10.80	10.20	9.80
Abalone	kt	2.50	2.90	2.90
Scallop	kt	5.60	4.90	5.00
Oyster	kt	12.70	12.30	12.40
Other molluscs	kt	10.30	9.60	9.90
Other crustaceans	kt	4.70	4.60	4.60
<b>Total</b>	<b>kt</b>	<b>286.20</b>	<b>315.00</b>	<b>325.10</b>
<b>Value of fisheries production</b>				
Tuna	\$m	122.41	156.47	183.93
Salmonids <sup>a</sup>	\$m	1,294.98	1,312.29	1,301.38
Other fish	\$m	709.67	797.75	829.54
Prawns	\$m	436.26	496.75	556.51
Rock lobster	\$m	489.19	556.20	610.78
Other crustaceans	\$m	103.50	104.54	108.26
Abalone	\$m	107.90	131.69	133.04
Scallops	\$m	27.32	18.78	19.29
Oysters	\$m	173.12	180.16	187.31
Pearls	\$m	105.96	74.59	74.54
Other molluscs	\$m	111.15	46.45	48.64
Other not included elsewhere	\$m	20.39	96.29	98.55
<b>Total</b>	<b>\$m</b>	<b>3,701.84</b>	<b>3,971.96</b>	<b>4,151.75</b>
<b>Exports of fisheries production</b>				
Seafood products – volume	kt	54.40	56.50	60.10
Seafood products – value	\$m	1,393.62	1,451.62	1,570.46
Other marine products – value	\$m	34.12	29.62	52.69

a Includes salmon and trout production.

b ABARES estimate.

Sources: ABARES; ABS; Australian Fisheries Management Authority; Department of Primary Industries and Regional Development, Western Australia; Department of Primary Industries and Regional Development, New South Wales; Department of Natural Resources and Environment, Tasmania; Department of Primary Industries, Queensland; Victorian Fisheries Authority; Northern Territory Department of Agriculture and Fisheries; Primary Industries and Regions, South Australia; South Australian Research and Development Institute.

Table A4 Australian aquaculture production<sup>a</sup>

	Unit	2022–23	2023–24
<b>Volume</b>			
<b>Fish</b>			
Salmonids <sup>b</sup>	kt	75.45	71.09
Tuna	kt	8.00	7.26
Other <sup>c</sup>	kt	14.07	10.53
<b>Total</b>	<b>kt</b>	<b>97.52</b>	<b>88.87</b>
<b>Crustaceans</b>			
Prawns	t	10,038	9,603
<b>Total</b>	<b>t</b>	<b>10,136</b>	<b>9,680</b>
<b>Molluscs</b>			
Edible oyster	kt	13.15	12.74
Pearl oyster	kt	0.00	0.00
Abalone	kt	0.63	0.58
<b>Total</b>	<b>kt</b>	<b>19.20</b>	<b>18.32</b>
Production not included elsewhere <sup>d</sup>	kt	0.70	0.67
<b>Total (all categories)</b>	<b>kt</b>	<b>127.55</b>	<b>117.54</b>
<b>Value</b>			
<b>Fish</b>			
Salmonids <sup>b</sup>	\$m	1,377	1,295
Tuna	\$m	120	76.97
Other <sup>c</sup>	\$m	201.69	209.271
<b>Total</b>	<b>\$m</b>	<b>1,698</b>	<b>1,581</b>
<b>Crustaceans</b>			
Prawns	\$m	217.50	211.66
<b>Total</b>	<b>\$m</b>	<b>221.42</b>	<b>215.07</b>
<b>Molluscs</b>			
Edible oyster	\$m	182.66	173.09
Pearl oyster	\$m	75.45	105.96
Abalone	\$m	21.00	21.56
<b>Total</b>	<b>\$m</b>	<b>327.87</b>	<b>347.73</b>

Cont'd

	Unit	2022–23	2023–24
Production not included elsewhere <sup>d</sup>	\$m	15.89	15.97
<b>Total (all categories)</b>	<b>\$m</b>	<b>2263.39</b>	<b>2159.98</b>

a Excludes hatchery production, crocodiles, microalgae and aquarium worms.

b Includes Atlantic salmon and trout production.

c Includes eels, other native finfish and aquarium species.

d Includes aquaculture production not elsewhere specified because of confidentiality restrictions. In Victoria, this includes warmwater finfish, ornamental fish, other shellfish, shrimps and aquatic worms.

Sources: ABARES; ABS; Australian Fisheries Management Authority; Department of Primary Industries and Regional Development, Western Australia; Department of Primary Industries and Regional Development, New South Wales; Department of Natural Resources and Environment, Tasmania; Department of Primary Industries, Queensland; Victorian Fisheries Authority; Northern Territory Department of Agriculture and Fisheries; Primary Industries and Regions, South Australia; South Australian Research and Development Institute.

# Appendix B – Disease investigations of notifiable animal diseases of terrestrial animals

In 2025, testing in animal health laboratories supported a total of 5,909 disease investigations (Table B1) to detect or exclude one or more national notifiable diseases of terrestrial animals<sup>29</sup> (excluding testing of wildlife and feral animals). Note that more than one disease may be investigated for a single disease event. In addition, a single investigation may involve more than one animal.

Surveillance programs maintained a strong emphasis on testing cattle for lumpy skin disease and birds for high pathogenicity avian influenza in 2025. This focus reflected shifts in the global distribution of these diseases as well as the high pathogenicity avian influenza outbreak that occurred in Australia during 2025 (see page 47).

**Table B1 Investigations of national notifiable terrestrial animal diseases, 2025**

Disease	Species	Jurisdiction	Number of investigations	Number Positive	Number Negative
Anatid herpesvirus-1	Birds*	National total	1	0	1
		NSW	1	0	1
	Ducks	National total	1	0	1
		Qld	1	0	1
African horse sickness virus	Horses	National total	32	0	32
		NSW	1	0	1
		Qld	30	0	30
		Vic.	1	0	1
African swine fever virus	Pigs	National total	40	0	40
		NSW	1	0	1
		Qld	19	0	19
		SA	5	0	5
		Vic.	4	0	4
		WA	11	0	11

Cont'd

\*Birds = domestic birds (poultry, aviary and caged birds)

<sup>29</sup> [agriculture.gov.au/biosecurity-trade/pests-diseases-weeds/animal/notifiable](http://agriculture.gov.au/biosecurity-trade/pests-diseases-weeds/animal/notifiable)

Disease	Species	Jurisdiction	Number of investigations	Number Positive	Number Negative
Anthrax	Alpacas	National total	1	0	1
		Vic.	1	0	1
	Camels	National total	1	0	1
		NT	1	0	1
	Camelids	National total	1	0	1
		NSW	1	0	1
	Cattle	National total	139	0	139
		NSW	100	0	100
		Qld	9	0	9
		SA	5	0	5
		Vic.	24	0	24
		WA	1	0	1
	Goats	National total	3	0	3
		NSW	3	0	3
	Horses	National total	4	0	4
		NSW	3	0	3
		Qld	1	0	1
Pigs	National total	1	0	1	
	SA	1	0	1	
Sheep	National total	67	1	66	
	NSW	57	1 <sup>a</sup>	56	
	SA	3	0	3	
	Vic.	7	0	7	
Aujeszky's disease virus	Cattle	National total	3	0	3
		NT	1	0	1
		SA	1	0	1
		WA	1	0	1
	Pigs	National total	11	0	11
		NSW	1	0	1
		Qld	7	0	7
		Vic.	1	0	1
WA	2	0	2		

Cont'd

a For more information, refer to the article 'Anthrax in New South Wales' on page 48.

Disease	Species	Jurisdiction	Number of investigations	Number Positive	Number Negative
Australian bat lyssavirus	Camelids	National total	1	0	1
		NSW	1	0	1
	Cattle	National total	5	0	5
		NT	1	0	1
		Qld	3	0	3
		SA	1	0	1
	Horses	National total	25	0	25
		Qld	24	0	24
		WA	1	0	1
Bluetongue (clinical disease)	Cattle	National total	8	0	8
		NSW	2	0	2
		Qld	1	0	1
		SA	1	0	1
		Vic.	2	0	2
		WA	2	0	2
	Goats	National total	3	0	3
		NSW	2	0	2
		Qld	1	0	1
	Sheep	National total	31	0	31
		NSW	18	0	18
		Qld	6	0	6
		SA	3	0	3
		WA	4	0	4
	Bovine anaplasmosis (in tick-free areas)	Cattle	National total	132	2
NSW			56	2 <sup>b</sup>	54
Qld			73	0	73
WA			3	0	3
Bovine babesiosis (in tick-free areas)	Cattle	National total	133	25	108
		NSW	57	16 <sup>b</sup>	41
		Qld	73	9	64
		WA	3	0	3

Cont'd

<sup>b</sup> For more information, refer to the article 'Bovine babesiosis and bovine anaplasmosis in New South Wales' on page 49.

Disease	Species	Jurisdiction	Number of investigations	Number Positive	Number Negative
<b>Bovine viral diarrhoea (type 2)</b>	<b>Cattle</b>	<b>National total</b>	<b>173</b>	<b>0</b>	<b>173</b>
		Qld	148	0	148
		Tas.	2	0	2
		WA	23	0	23
	<b>Sheep</b>	<b>National total</b>	<b>1</b>	<b>0</b>	<b>1</b>
		Qld	1	0	1
<b><i>Brucella abortus</i></b>	<b>Cattle</b>	<b>National total</b>	<b>87</b>	<b>0</b>	<b>87</b>
		NSW	3	0	3
		NT	1	0	1
		Qld	11	0	11
		SA	3	0	3
		Tas.	3	0	3
		Vic.	47	0	47
		WA	19	0	19
	<b>Dogs</b>	<b>National total</b>	<b>7</b>	<b>0</b>	<b>7</b>
		NT	3	0	3
		Tas.	2	0	2
		Vic.	2	0	2
	<b>Goats</b>	<b>National total</b>	<b>1</b>	<b>0</b>	<b>1</b>
		NSW	1	0	1
	<b>Horses</b>	<b>National total</b>	<b>2</b>	<b>0</b>	<b>2</b>
		Tas.	1	0	1
		Vic.	1	0	1
	<b>Sheep</b>	<b>National total</b>	<b>1</b>	<b>0</b>	<b>1</b>
		WA	1	0	1
	<b><i>Brucella canis</i></b>	<b>Dogs</b>	<b>National total</b>	<b>53</b>	<b>0</b>
NSW			1	0	1
NT			4	0	4
Qld			31	0	31
SA			3	0	3
Tas.			2	0	2
Vic.			11	0	11
WA			1	0	1

Cont'd

Disease	Species	Jurisdiction	Number of investigations	Number Positive	Number Negative	
<i>Brucella melitensis</i>	Dogs	National total	1	0	1	
		Vic.	1	0	1	
	Goats	National total	2	0	2	
		NSW	1	0	1	
		NT	1	0	1	
<i>Brucella suis</i>	Dogs	National total	792	191	601	
		ACT	3	0	3	
		NSW	607	165 <sup>c</sup>	442	
		NT	5	0	5	
		Qld	166	25	141	
		SA	3	0	3	
		Tas.	2	0	2	
		Vic.	6	1	5	
	Goats	National total	2	0	2	
		NSW	2	0	2	
	Horses	National total	2	0	2	
		Tas.	1	0	1	
		Vic.	1	0	1	
	Pigs	National total	6	0	6	
		NSW	3	0	3	
		Qld	1	0	1	
		Vic.	2	0	2	
	Bungowannah virus (porcine myocarditis)	Pigs	National total	4	0	4
			NSW	3	0	3
			Vic.	1	0	1
Camelpox virus	Camels	National total	1	0	1	
		NT	1	0	1	

Cont'd

<sup>c</sup> See the NSW Government website on brucellosis (*Brucella suis*) in dogs for more information: [dpi.nsw.gov.au/biosecurity/animal/humans/brucellosis-in-dogs](http://dpi.nsw.gov.au/biosecurity/animal/humans/brucellosis-in-dogs)

Disease	Species	Jurisdiction	Number of investigations	Number Positive	Number Negative
<b><i>Chlamydophila abortus</i> (enzootic abortion of ewes, ovine chlamydiosis)</b>	<b>Cattle</b>	<b>National total</b>	<b>2</b>	<b>0</b>	<b>2</b>
		NSW	1	0	1
		Tas.	1	0	1
	<b>Goats</b>	<b>National total</b>	<b>3</b>	<b>0</b>	<b>3</b>
		Qld	3	0	3
	<b>Sheep</b>	<b>National total</b>	<b>18</b>	<b>0</b>	<b>18</b>
		NSW	12	0	12
		WA	6	0	6
	<b>Classical swine fever virus</b>	<b>Pigs</b>	<b>National total</b>	<b>42</b>	<b>0</b>
NSW			1	0	1
Qld			19	0	19
SA			5	0	5
Vic.			4	0	4
WA			13	0	13
<b>Contagious agalactia (clinical disease)</b>	<b>Sheep</b>	<b>National total</b>	<b>3</b>	<b>0</b>	<b>3</b>
		WA	3	0	3
<b>Contagious bovine pleuropneumonia (<i>Mycoplasma mycoides</i> subsp. <i>mycoides</i> SC)</b>	<b>Cattle</b>	<b>National total</b>	<b>11</b>	<b>0</b>	<b>11</b>
		NSW	2	0	2
		Qld	1	0	1
		WA	8	0	8
<b>Contagious caprine pleuropneumonia</b>	<b>Sheep</b>	<b>National total</b>	<b>1</b>	<b>0</b>	<b>1</b>
		WA	1	0	1
<b>Contagious equine metritis</b>	<b>Horses</b>	<b>National total</b>	<b>1</b>	<b>0</b>	<b>1</b>
		WA	1	0	1
<b>Duck virus hepatitis</b>	<b>Birds*</b>	<b>National total</b>	<b>1</b>	<b>0</b>	<b>1</b>
		NSW	1	0	1
<b>Eastern, Western or Venezuelan equine encephalomyelitis viruses</b>	<b>Horses</b>	<b>National total</b>	<b>34</b>	<b>0</b>	<b>34</b>
		Qld	27	0	27
		Tas.	4	0	4
		WA	3	0	3

Cont'd

\*Birds = domestic birds (poultry, aviary and caged birds)

Disease	Species	Jurisdiction	Number of investigations	Number Positive	Number Negative
Enzootic bovine leucosis	Cattle	<b>National total</b>	<b>24</b>	<b>0</b>	<b>24</b>
		NSW	4	0	4
		Qld	5	0	5
		Vic.	6	0	6
		WA	9	0	9
	Sheep	<b>National total</b>	<b>1</b>	<b>0</b>	<b>1</b>
		Vic.	1	0	1
Equid herpesvirus 1 (equine rhinopneumonitis)	Horses	<b>National total</b>	<b>180</b>	<b>13</b>	<b>167</b>
		NSW	58	7	51
		Qld	68	2 <sup>d</sup>	66
		SA	4	0	4
		Tas.	7	1	6
		Vic.	21	3	18
		WA	22	0	22
Equine arteritis virus	Horses	<b>National total</b>	<b>5</b>	<b>0</b>	<b>5</b>
		NSW	4	0	4
		Qld	1	0	1
Equine infectious anaemia	Horses	<b>National total</b>	<b>18</b>	<b>0</b>	<b>18</b>
		NSW	2	0	2
		Qld	12	0	12
		Vic.	1	0	1
		WA	3	0	3
Equine influenza virus	Horses	<b>National total</b>	<b>3</b>	<b>0</b>	<b>3</b>
		Qld	2	0	2
		Tas.	1	0	1

Cont'd

<sup>d</sup> For more information, refer to the article 'Hendra virus and equid herpesvirus 1 in Queensland' on page 49.

Disease	Species	Jurisdiction	Number of investigations	Number Positive	Number Negative
Foot-and-mouth disease virus	Camelids	National total	1	0	1
		NSW	1	0	1
	Camels	National total	2	0	2
		NT	1	0	1
		Qld	1	0	1
	Cattle	National total	45	0	45
		NSW	19	0	19
		Qld	5	0	5
		SA	4	0	4
		Tas.	1	0	1
		Vic.	4	0	4
		WA	12	0	12
	Deer	National total	1	0	1
		Qld	1	0	1
	Goats	National total	2	0	2
		NSW	1	0	1
		WA	1	0	1
	Llamas	National total	1	0	1
		Vic.	1	0	1
	Pigs	National total	2	0	2
SA		1	0	1	
WA		1	0	1	
Sheep	National total	9	0	9	
	NSW	4	0	4	
	SA	3	0	3	
	WA	2	0	2	
Fowl typhoid	Chickens	National total	19	0	19
		Qld	9	0	9
		WA	10	0	10
Haemorrhagic septicaemia ( <i>Pasteurella multocida</i> serotypes 6:b and 6:e)	Cattle	National total	5	0	5
		NSW	1	0	1
		WA	4	0	4
Heartwater	Cattle	National total	1	0	1
		WA	1	0	1

Cont'd

Disease	Species	Jurisdiction	Number of investigations	Number Positive	Number Negative
Hendra virus	Dogs	National total	1	0	1
		NSW	1	0	1
	Donkeys	National total	6	0	6
		Qld	6	0	6
	Horses	National total	567	1	566
		ACT	1	0	1
		NSW	147	0	147
		NT	2	0	2
		Qld	359	1 <sup>e</sup>	358
		SA	17	0	17
Tas.		6	0	6	
Vic.		15	0	15	
WA	20	0	20		
Infestation of honey bees with <i>Acarapis woodi</i>	Bees	National total	2	0	2
		Qld	2	0	2
Infection of honey bees with <i>Paenibacillus larvae</i> (American foulbrood)	Bees	National total	421	112	309
		ACT	1	0	1
		NSW	147	64	83
		Qld	50	18	32
		SA	134	14	120
		Vic.	88	16	72
WA	1	0	1		
Infestation of honey bees with <i>Tropilaelaps</i> spp.	Bees	National total	66	0	66
		Qld <sup>f</sup>	66	0	66
Infestation of honey bees with <i>Varroa</i> spp. (varroosis)	Bees	National total	129	25	104
		Qld <sup>g</sup>	127	24	103
		Vic.	2	1	1

Cont'd

e For more information, refer to the article 'Hendra virus and equid herpesvirus 1 in Queensland' on page 49.

f Enhanced passive surveillance activities for varroa were conducted from 1 January to 30 June 2025 and are reflected in the high number of investigations shown here.

g On 3 March 2025, *Varroa destructor* was confirmed for the first time in Qld. Since this time, commercial and recreational apiary sites in many LGAs have detected varroa mite. Please refer to Varroa mite detections in [business.qld.gov.au/industries/farms-fishing-forestry/agriculture/animal/industries/bees/varroa-mite/detections](https://business.qld.gov.au/industries/farms-fishing-forestry/agriculture/animal/industries/bees/varroa-mite/detections) for the current distribution of infestation in Qld. These figures reflect investigations conducted from 1 January to 30 June 2025 as part of Qld's enhanced passive surveillance following transition to management for *Varroa destructor* in NSW.

Disease	Species	Jurisdiction	Number of investigations	Number Positive	Number Negative
Influenza A virus (excluding swine) <sup>h</sup>	Birds*	<b>National total</b>	<b>113</b>	<b>0</b>	<b>113</b>
		ACT	6	0	6
		NSW	65	0	65
		NT	4	0	4
		Qld	15	0	15
		SA	4	0	4
		Tas.	5	0	5
		Vic.	9	0	9
		WA	5	0	5
	Chickens	<b>National total</b>	<b>541</b>	<b>5<sup>i</sup></b>	<b>541</b>
		ACT	12	0	12
		NSW	157	0	157
		NT	6	0	6
		Qld	83	0	83
		SA	34	0	34
		Tas.	14	0	14
		Vic.	172	4	168
		WA	63	1	62
	Dogs	<b>National total</b>	<b>1</b>	<b>0</b>	<b>1</b>
		Tas.	1	0	1
	Ducks	<b>National total</b>	<b>17</b>	<b>0</b>	<b>17</b>
		Qld	7	0	7
		Vic.	9	0	9
		WA	1	0	1
	Geese	<b>National total</b>	<b>5</b>	<b>0</b>	<b>5</b>
		NSW	3	0	3
		Vic.	2	0	2
	Turkeys	<b>National total</b>	<b>19</b>	<b>0</b>	<b>19</b>
		NSW	14	0	14
		Qld	1	0	1
		SA	3	0	3
Vic.		1	0	1	

Cont'd

\*Birds = domestic birds (poultry, aviary and caged birds)

<sup>h</sup> Excludes testing in wild birds. Refer to the article 'National Avian Influenza Wild Bird Surveillance Program' on page 59 for details of wild bird surveillance.

<sup>i</sup> Confirmed strains of avian influenza during 2025 were: Victoria: high pathogenicity H7N8; Western Australia: low pathogenicity, negative H5, negative H7, negative H9, at limit of detection unable to be replicated. Refer to the article 'High pathogenicity avian influenza virus in poultry in Victoria' on page 47 for more information.

Disease	Species	Jurisdiction	Number of investigations	Number Positive	Number Negative
Influenza A virus in swine	Pigs	National total	22	3 <sup>j</sup>	19
		Qld	12	3	9
		WA	11	1	10
Japanese encephalitis	Birds*	National total	1	0	1
		NSW	1	0	1
	Camels	National total	1	0	1
		NT	1	0	1
	Cattle	National total	6	0	6
		NSW	1	0	1
		NT	1	0	1
		Qld	3	0	3
		WA	1	0	1
	Horses	National total	153	0	153
		NSW	80	0	80
		Qld	15	0	15
		SA	10	0	10
		Tas.	5	0	5
		Vic.	26	0	26
		WA	17	0	17
	Pigs	National total	89	23 <sup>k</sup>	66
		NSW	40	4	36
		Qld	25	17 <sup>l</sup>	8
		SA	5	0	5
Vic.		17	2	15	
WA		2	0	2	
Leishmaniasis	Dogs	National total	1	0	1
		Qld	1	0	1

Cont'd

\*Birds = domestic birds (poultry, aviary and caged birds)

j These investigations confirmed the presence of H1N1 (2 cases Qld; 1 case WA) or H1N2 (1 case Qld) influenza by polymerase chain reaction and genome sequencing.

k See article on page 50 for more information on JEV in Queensland, New South Wales and Victoria in 2025.

l These 17 confirmed JEV investigations were from 14 cases in commercial piggeries and 1 case in a backyard pig, with 2 investigations linked to existing cases.

Disease	Species	Jurisdiction	Number of investigations	Number Positive	Number Negative
Lumpy skin disease virus <sup>m</sup>	Camels	National total	1	0	1
		NT	1	0	1
	Cattle	National total	109	0	109
		NSW	25	0	25
		NT	11	0	11
		Qld	51	0	51
		Tas.	1	0	1
		Vic.	6	0	6
		WA	15	0	15
Sheep	National total	1	0	1	
	NSW	1	0	1	
Malignant catarrhal fever (wildebeest-associated)	Cattle	National total	5	0	5
		Tas.	4	0	4
		WA	1	0	1
Menangle virus	Pigs	National total	3	0	3
		Qld	3	0	3
<i>Mycobacterium avium</i> (avian tuberculosis)	Birds*	National total	1	1	0
		NSW	1	1	0
	Chickens	National total	3	1	2
		NSW	2	1 <sup>n</sup>	1
		WA	1	0	1
	Sheep	National total	1	0	1
Tas.		1	0	1	
<i>Mycobacterium bovis</i>	Sheep	National total	1	0	1
		Vic.	1	0	1
<i>Mycobacterium tuberculosis</i> complex	Cats	National total	1	0	1
		WA	1	0	1
	Sheep	National total	1	0	1
		Vic.	1	0	1
New World screw-worm fly ( <i>Cochliomyia hominivorax</i> )	Dogs	National total	1	0	1
		Qld	1	0	1

Cont'd

\*Birds = domestic birds (poultry, aviary and caged birds)

<sup>m</sup> Includes disease investigations of animals exhibiting clinical signs potentially consistent with lumpy skin disease. Sampling of animals as part of additional active surveillance activities are not included in this total.

<sup>n</sup> For more information, refer to the article '*Mycobacterium avium* (avian tuberculosis) in New South Wales' on page 51.

Disease	Species	Jurisdiction	Number of investigations	Number Positive	Number Negative
Newcastle disease virus	Birds*	<b>National total</b>	<b>89</b>	<b>0</b>	<b>89</b>
		ACT	4	0	4
		NSW	53	0	53
		NT	3	0	3
		Qld	15	0	15
		SA	4	0	4
		Tas.	4	0	4
		Vic.	3	0	3
		WA	3	0	3
	Chickens	<b>National total</b>	<b>445</b>	<b>0</b>	<b>445</b>
		ACT	12	0	12
		NSW	157	0	157
		NT	5	0	5
		Qld	83	0	83
		SA	33	0	33
		Tas.	12	0	12
		Vic.	81	0	81
		WA	62	0	62
	Ducks	<b>National total</b>	<b>11</b>	<b>0</b>	<b>11</b>
		Qld	7	0	7
		Vic.	3	0	3
		WA	1	0	1
	Geese	<b>National total</b>	<b>4</b>	<b>0</b>	<b>4</b>
NSW		3	0	3	
Vic.		1	0	1	
Turkeys	<b>National total</b>	<b>18</b>	<b>0</b>	<b>18</b>	
	NSW	13	0	13	
	Qld	1	0	1	
	SA	4	0	4	
Nipah virus	Horses	<b>National total</b>	<b>4</b>	<b>0</b>	<b>4</b>
		Vic.	4	0	4
Old World screw-worm fly ( <i>Chrysomya bezziana</i> )	Dogs	<b>National total</b>	<b>1</b>	<b>0</b>	<b>1</b>
		Qld	1	0	1

Cont'd

\*Birds = domestic birds (poultry, aviary and caged birds)

Disease	Species	Jurisdiction	Number of investigations	Number Positive	Number Negative
Paratuberculosis	Alpaca	National total	1	0	1
		Qld	1	0	1
	Camelids	National total	2	0	2
		WA	2	0	2
	Cattle	National total	100	18	82
		NSW	14	3	11
		Qld	27	0	27
		Vic.	33	15	18
		WA	26	0	26
	Goats	National total	20	3	17
		NSW	10	0	10
		Vic.	9	3	6
		WA	1	0	1
	Sheep	National total	64	35	29
		NSW	11	4	7
		Qld	3	0	3
		SA	5	4	1
Vic.		25	14	11	
WA		20	13	7	
Peste des petits ruminants virus	Goats	National total	1	0	1
		NT	1	0	1
	Sheep	National total	2	0	2
		SA	2	0	2
Porcine epidemic diarrhoea virus	Pigs	National total	13	0	13
		NSW	1	0	1
		Qld	5	0	5
		WA	7	0	7
Porcine reproductive and respiratory syndrome virus	Pigs	National total	18	0	18
		NSW	1	0	1
		Qld	12	0	12
		Vic.	1	0	1
		WA	4	0	4
Post-weaning multi-systemic wasting syndrome	Pigs	National total	2	0	2
		WA	2	0	2

Cont'd

Disease	Species	Jurisdiction	Number of investigations	Number Positive	Number Negative
Pullorum disease	Chickens	National total	11	0	11
		Qld	9	0	9
		WA	2	0	2
Rabies virus	Cattle	National total	3	0	3
		NT	1	0	1
		SA	1	0	1
		WA	1	0	1
	Horses	National total	1	0	1
		WA	1	0	1
Rift Valley fever virus	Cattle	National total	1	0	1
		WA	1	0	1
<i>Salmonella abortus-equi</i>	Horses	National total	3	0	3
		NSW	1	0	1
		WA	2	0	2
<i>Salmonella</i> Enteritidis in poultry	Chickens	National total	16	3 <sup>o</sup>	13
		Qld	13	3	10
		WA	3	0	3
<i>Salmonellosis (Salmonella Abortusovis)</i>	Goats	National total	2	0	2
		Qld	2	0	2
	Sheep	National total	6	0	6
		NSW	2	0	2
		Tas.	1	0	1
		WA	3	0	3
Sheep pox and goat pox	Goats	National total	1	0	1
		Qld	1	0	1
	Sheep	National total	2	0	2
		NSW	1	0	1
		WA	1	0	1
Swine vesicular disease virus	Pigs	National total	2	0	2
		SA	1	0	1
		WA	1	0	1

Cont'd

<sup>o</sup> For more information, refer to the article '*Salmonella* Enteritidis in poultry in Queensland' on page 51.

Disease	Species	Jurisdiction	Number of investigations	Number Positive	Number Negative
<b><i>Taenia saginata</i></b> <b>(<i>Cysticercus bovis</i>)</b>	<b>Cattle</b>	<b>National total</b>	<b>5</b>	<b>1</b>	<b>4</b>
		SA	4	1 <sup>p</sup>	3
		Tas	1	0	1
<b><i>Teschovirus A</i></b> <b>(porcine enteroviral encephalomyelitis)</b>	<b>Pigs</b>	<b>National total</b>	<b>1</b>	<b>0</b>	<b>1</b>
		WA	1	0	1
<b>Theileriosis (<i>Theileria parva</i> or <i>Theileria annulata</i>)</b>	<b>Cattle</b>	<b>National total</b>	<b>2</b>	<b>0</b>	<b>2</b>
		NSW	1	0	1
		NT	1	0	1
<b>Transmissible gastroenteritis</b>	<b>Pigs</b>	<b>National total</b>	<b>13</b>	<b>0</b>	<b>13</b>
		NSW	1	0	1
		Qld	5	0	5
		WA	7	0	7
<b>Transmissible spongiform encephalopathies (bovine spongiform encephalopathy, chronic wasting disease of deer, feline spongiform encephalopathy, scrapie)</b>	<b>Cattle</b>	<b>National total</b>	<b>138</b>	<b>0</b>	<b>138</b>
		NSW	25	0	25
		NT	1	0	1
		Qld	43	0	43
		SA	9	0	9
		Vic.	48	0	48
		WA	12	0	12
	<b>Goats</b>	<b>National total</b>	<b>1</b>	<b>0</b>	<b>1</b>
		Qld	1	0	1
	<b>Sheep</b>	<b>National total</b>	<b>98</b>	<b>0</b>	<b>98</b>
		NSW	27	0	27
		Qld	8	0	8
		SA	17	0	17
Vic.		28	0	28	
WA		18	0	18	
<b><i>Trypanosoma evansi</i></b> <b>(surra)</b>	<b>Cattle</b>	<b>National total</b>	<b>1</b>	<b>0</b>	<b>1</b>
		WA	1	0	1

Cont'd

p For more information, refer to the article '*Taenia saginata* (*Cysticercus bovis*) in South Australia' on page 49.

Disease	Species	Jurisdiction	Number of investigations	Number Positive	Number Negative
Vesicular stomatitis	Camelids	National total	1	0	1
		NSW	1	0	1
	Cattle	National total	45	0	45
		NSW	19	0	19
		Qld	5	0	5
		SA	4	0	4
		Tas.	1	0	1
		Vic.	4	0	4
		WA	12	0	12
	Deer	National total	1	0	1
		Qld	1	0	1
	Goats	National total	1	0	1
		NSW	1	0	1
	Horses	National total	1	0	1
		NSW	1	0	1
	Llamas	National total	1	0	1
		Vic.	1	0	1
	Pigs	National total	2	0	2
		SA	1	0	1
WA		1	0	1	
Sheep	National total	7	0	7	
	NSW	4	0	4	
	SA	3	0	3	
Warble fly infestation (warble fly myiasis)	Dogs	National total	1	0	1
		Qld	1	0	1

Cont'd

Disease	Species	Jurisdiction	Number of investigations	Number Positive	Number Negative
West Nile virus (clinical disease)	Birds*	National total	1	0	1
		NSW	1	0	1
	Cattle	National total	1	0	1
		WA	1	0	1
	Chickens	National total	1	0	1
		NSW	1	0	1
	Horses	National total	181	0	181
		NSW	119	0	119
		Qld	6	0	6
		SA	11	0	11
		Vic.	25	0	25
		WA	20	0	20
Pigs	National total	1	0	1	
	NSW	1	0	1	

\*Birds = domestic birds (poultry, aviary and caged birds)

ACT = Australian Capital Territory; NSW = New South Wales; NT = Northern Territory; Qld = Queensland; SA = South Australia; Tas = Tasmania;  
Vic = Victoria; WA = Western Australia

# Acronyms and abbreviations

<b>AADIS</b>	Australian Animal Disease Spread Model
<b>AAR</b>	after-action review
<b>AAWS</b>	Australian Animal Welfare Strategy
<b>ABLV</b>	Australian bat lyssavirus
<b>ACDP</b>	Australian Centre for Disease Preparedness
<b>AHA</b>	Animal Health Australia
<b>AHIC</b>	Australian Horse Industry Council
<b>ALFA</b>	Australian Lot Feeders' Association
<b>AMR</b>	antimicrobial resistance
<b>APL</b>	Australian Pork Limited
<b>BFSP</b>	Berrimah Farm Science Precinct
<b>BSE</b>	bovine spongiform encephalopathy
<b>BTV</b>	bluetongue virus
<b>CDC</b>	Centre for Disease Control
<b>CFT</b>	complement fixation test
<b>CMP</b>	crisis management plan
<b>CSIRO</b>	Commonwealth Scientific and Industrial Research Organisation
<b>DAFF</b>	Australian Government Department of Agriculture, Fisheries and Forestry
<b>EAD</b>	emergency animal disease
<b>EADRA</b>	Emergency Animal Disease Response Agreement
<b>EHM</b>	equine herpesvirus myeloencephalopathy
<b>ELISA</b>	enzyme-linked immunosorbent assay
<b>EMAI</b>	Elizabeth Macarthur Agricultural Institute
<b>EuFMD</b>	European Commission for the Control of Foot-and-Mouth Disease
<b>FMD</b>	foot-and-mouth disease
<b>HENF</b>	high expansion nitrogen (water-based) foam
<b>HPAI</b>	high pathogenicity avian influenza
<b>IPC</b>	Incoming Passenger Card

Cont'd

<b>IQA</b>	Indonesian Quarantine Authority
<b>JEV</b>	Japanese encephalitis virus
<b>LEADDR</b>	Laboratories Emergency Animal Disease Diagnosis and Response network
<b>LLI</b>	Liaison-Livestock Industry
<b>LPAI</b>	low pathogenicity avian influenza
<b>LSD</b>	lumpy skin disease
<b>MANE</b>	modified atmospheric nitrogen euthanasia
<b>MLA</b>	Meat & Livestock Australia
<b>NAHDBP</b>	National Animal Health Diagnostics Business Plan 2021–2026
<b>NAMP</b>	National Arbovirus Monitoring Program
<b>NAQS</b>	Northern Australia Quarantine Strategy
<b>NBRT</b>	National Biosecurity Response Team
<b>NBS</b>	National Biosecurity Strategy
<b>NFAS</b>	National Feedlot Accreditation Scheme
<b>NLIS</b>	National Livestock Identification System
<b>NSDIP</b>	National Significant Disease Investigation Program
<b>NSHMP</b>	National Sheep Health Monitoring Project
<b>NWHG</b>	nitrogen whole-house gassing
<b>OHN</b>	One Health Network
<b>PCR</b>	polymerase chain reaction
<b>PEQ</b>	Post Entry Quarantine
<b>PIRSA</b>	Primary Industries and Regions South Australia
<b>PNG</b>	Papua New Guinea
<b>RD&amp;E</b>	research, development and extension
<b>RRA</b>	Rapid Risk Assessment
<b>SOP</b>	standard operating procedure
<b>TSE</b>	transmissible spongiform encephalopathy
<b>WHA</b>	Wildlife Health Australia
<b>WOAH</b>	World Organisation for Animal Health
<b>WSSV</b>	white spot syndrome virus

# Index

- abalone herpesvirus 63, 64
- abattoirs, sheep health monitoring 53–4
- Acarapis woodi* 44, 84
- acronyms and abbreviations 94–5
- acute hepatopancreatic necrosis disease 64
- Aeromonas salmonicida* – atypical strains 66
- Aeromonas salmonicida* subsp. *salmonicida* 66
- Aethina tumida* 44
- African horse sickness virus 42, 76
- African swine fever virus 43, 57, 76
  - AUSVETPLAN Response Strategy: African swine fever 18
- agricultural sustainability 34–7
- Agriculture Victoria Research 4
- Agrifutures Australia 15
- Akabane virus 52
- alcelaphine herpesvirus-1 45, 87
- American foulbrood 44, 84
- amphibians, Australia's status for WOAAH-listed disease agents 64
- anatomid herpesvirus-1 46, 76
- Animal Health Australia iii, iv, 5, 15, 18, 21, 30, 31, 32
- Animal Health in Australia System Report* iii, 52
- Animal Health Committee 5, 6, 10
- animal import risk analysis to enable safe trade 24
- Animal Industries Antimicrobial Stewardship Steering Committee 6
- animal welfare 34–7
- animal welfare biomarkers 35
- Animal Welfare Task Group 34
- Animalplan 2022 to 2027* iv, 4
- anthrax 39, 77
  - in New South Wales 48
- antimicrobial resistance (AMR)
  - One Health approach 6
  - progressing *Australia's Animal Sector Antimicrobial Resistance Action Plan 2023 to 2028* 6
  - surveillance 60–1
- Aphanomyces astaci* 63
- Aphanomyces invadans* 63, 64
- aquaculture production 74–5
- AQUAPLAN 2022–2027* iii, 7
  - in action: enhancing emergency preparedness under Objective 5 8
  - mid-term review 7
- aquatic animal health status
  - Australia's status for other significant disease agents of aquatic animals in 2025 66
  - Australia's status for WOAAH-listed disease agents of aquatic animals 63–4
  - disease events in 2025 67
  - distribution of WOAAH-listed aquatic animal diseases in Australia 64–5
  - national exotic disease exclusion testing of aquatic animals in 2025 67
  - national list of reportable diseases 66
- aquatic industries
  - aquaculture production 74–5
  - fisheries production 73
- AQUAVETPLAN 8
- arbovirus monitoring 52
- aspergillosis 58
- Aujeszky's disease virus 39, 77
- Australia Travel Declaration trial 25
- Australian Animal Disease Spread Model (AADIS)
  - for foot-and-mouth disease 11
  - for lumpy skin disease 11
- Australian Animal Welfare Certification System 35
- Australian Animal Welfare Strategy, renewal 7
- Australian Antarctic Program 13
- Australian bat lyssavirus (ABLV) 45, 58–9, 78
  - in Northern Territory 48
- Australian Beef Sustainability Framework 35
- Australian Border Force 25
- Australian cattle feedlots preparedness for emergency animal disease 32–3
- Australian Centre for Disease Control (CDC), legislation establishing iv, 27–8
- Australian Centre for Disease Preparedness (ACDP) 4, 5, 48, 67
- Australian egg industry emissions calculator and reduction 36
- Australian Egg Industry Sustainability Framework 36
- Australian Eggs 31
- Australian Government HPAI Preparedness Taskforce 12–13
- Australian Government One Health Network 28
- Australian Horse Industry Council (AHIC) 33
- Australian horse industry (non-racing), size and scope 33
- Australian Lot Feeders' Association (ALFA), Emergency Animal Disease Biosecurity Project 32–3
- Australian Pork Limited (APL) 37
- Australian Pork Sustainability Framework 37
- Australian Sheep Sustainability Framework 35
- Australian Veterinary Emergency Plan *see* AUSVETPLAN
- Australia's animal health system, advancing through coordinated national strategies and plans 3–8
- Australia's Animal Sector Antimicrobial Resistance Action Plan 2023 to 2028* 6
- Australia's border systems, modernising 25
- Australia's sub-Antarctic territory of Heard Island, H5 HPAI in southern elephant seals iii, 13
- AUSVETPLAN
  - Enterprise Manual: Northern Australia beef cattle industry* 18
  - Exercise Flight Path (validation of manual for high pathogenicity avian influenza (HPAI) outbreak) 15, 18
  - Guidance document: Declared areas and allocation of premises classifications in an emergency animal disease response* 18
  - maintaining response strategies and manuals 18–19

- Operational Manual: Disposal and destruction of animals* 18
- Operational Manual: Livestock welfare and management* 18
- Response Strategy: African swine fever* 18
- Response Strategy: Avian influenza* 18, 47
- Response Strategy: Bovine spongiform encephalopathy* 18
- Response Strategy: Classical swine fever* 18
- Response Strategy: Foot-and-mouth disease* 18
- Response Strategy: Hendra virus* 49
- Response Strategy: Lumpy skin disease* 18
- Response Strategy: Peste des petits ruminants* 18
- Response Strategy: Sheep and goat pox* 18
- Response Strategy: Surra* 18
- avian chlamydiosis 43
- avian infectious bronchitis 43
- avian infectious laryngotracheitis 43
- avian influenza viruses
- AUSVETPLAN *Response strategy: Avian influenza* 18, 47
- National Avian Influenza Wild Bird Surveillance Program 59–60
- surveillance in wild birds 59–60
- vaccine policy for rare, protected and valuable avian species 10
- see also H5 high pathogenicity avian influenza (HPAI) viruses; low pathogenicity avian influenza viruses
- avian mycoplasmosis 44
- avian paramyxovirus 1 58
- avian pox 58
- avian tuberculosis 46, 87
- in New South Wales 51
- avians, Australia's status for WOAHL-listed diseases 43–4
- Babesia bigemina* 49
- Babesia bovis* 49
- Babesia caballi* and *Theileria equi* 42
- Babesia divergens* 49
- Batrachochytrium dendrobatidis* 64
- Batrachochytrium salamandrivorans* 64
- bats
- ABLV in 45, 58, 78
- disease investigations 58
- beef cattle, numbers by state 69–70
- beef industry, sustainability and animal welfare updates 34–5
- bees
- Australia's status for WOAHL-listed diseases 44
- infections and infestations 84
- best animal care 35
- betanodavirus 66
- biosecurity
- HPAI preparedness 12–13
- industry-led advancements and preparedness 30–3
- National Biosecurity Action Plan* 3
- regional collaboration and capacity building 22–3
- screw-worm fly preparedness 55
- strengthening national preparedness iii, 14–16
- biosecurity control zones, white spot syndrome virus 67
- Biosecurity Queensland 49
- bluetongue virus 39, 52, 78
- Bonamia exitiosa* 63, 64
- Bonamia ostreae* 63
- border biosecurity updates and achievements 24–6
- Borna disease virus 45
- botulism 58
- bovine anaplasmosis 41, 78
- in New South Wales 49
- bovine babesiosis 41, 78
- in New South Wales 49
- bovine ephemeral fever virus 52
- bovine genital campylobacteriosis 41
- bovine pestiviruses 41, 79
- bovine spongiform encephalopathy (BSE) 41, 91
- AUSVETPLAN *Response Strategy: Bovine spongiform encephalopathy* 18
- bovine viral diarrhoea 41, 79
- Brucella abortus* 39, 79
- Brucella canis* 46, 79
- Brucella melitensis* 39, 80
- Brucella ovis* 42
- Brucella suis* 39, 80
- Bungowannah virus 46, 80
- Burkholderia mallei* 42
- Calfways: the Sustainable Dairy Calf Management Roadmap 34
- camel pox virus 44, 80
- caprine arthritis/encephalitis 41
- cattle
- Australia's status for WOAHL-listed diseases 41
- numbers by state 69–70
- Cattle Australia 5
- cattle feedlot industry, emergency animal disease preparedness 32–3
- Centre of Excellence for Biosecurity Risk Analysis 11
- Chagas disease 45
- Charles Sturt University 29
- Chlamydia psittaci* infection 58
- Chlamydophila abortus* 41, 81
- chronic wasting disease of deer 45, 91
- Chrysomya bezziana* 40, 55, 88
- classical swine fever 43, 57, 81
- AUSVETPLAN *Response Strategy: Classical swine fever* 18
- coccidiosis 58
- Cochliomyia hominivorax* 40, 55, 87
- contagious agalactia 42, 81
- contagious bovine pleuropneumonia 41, 81
- contagious caprine pleuropneumonia 42, 81
- contagious equine metritis 42, 81
- continuous improvement of Australia's national response strategies and arrangements for emergency animal diseases 14–19
- continuous training for effective implementation of national response arrangements 21
- Cookson, Beth iii–iv
- Coxiella burnetii* 40
- Crimean Congo haemorrhagic fever 40
- crisis management plans (CMPs), standardisation for livestock industries 15

- crustaceans
  - Australia's status for other significant disease agents 66
  - Australia's status for WOAH-listed disease agents 63–4
- Culicoides* spp. 52
- cyprinid herpesvirus-3 63
- Cysticercus bovis* 45, 91
  - in South Australia 49
  
- Dairy Australia 32, 34
- dairy cattle, numbers by state 69–70
- dairy industry
  - emergency animal disease response capabilities 32
  - sustainability and animal welfare 34–5
- dairy Liaison-Livestock Industry (LLI) network 32
- decapod iridescent virus 1 63
- Department of Agriculture, Fisheries and Forestry (DAFF) 4, 5, 6, 15, 19, 20, 22, 23, 24, 25, 29, 60
- Department of Foreign Affairs and Trade 22, 23
- Department of Primary Industries and Regions South Australia (PIRSA) 17, 49
- detector dog program 24
- devil facial tumour disease 46
- diagnostic high-throughput sequencing proficiency testing program for animal health 4
- diagnostic workflows, streamlining 4
- disease investigations of notifiable animal diseases of terrestrial animals 76–93
- dourine 42
- duck virus hepatitis 43, 81
  
- eastern equine encephalitis virus (eastern equine encephalomyelitis) 42, 81
- Echinococcus granulosus* 40
- Echinococcus multilocularis* 40
- Edwardsiella ictaluri* 66
- egg industry
  - investment in biosecurity and emergency animal disease preparedness 31
  - sustainability updates 36
- Egg Industry Environmental Guidelines 36
- egg producer waste management 36
- Elizabeth Macarthur Agricultural Institute 67
- Emergency Animal Disease Response Agreement (EADRA)
  - AUSVETPLAN response strategies and manuals 18–19
  - keeping it current and effective 18
- emergency animal diseases (EADs)
  - continuous improvement of Australia's national response strategies and arrangements 14–19
  - decision-support tools 19
  - humane destruction of livestock 19
  - improving preparedness for priority and emerging EAD threats 10–13
  - preparedness iv, 30–3
  - preparedness and coordination exercises iii, 14–16
  - South Australia's new mobile laboratory to tackle 17
- Enterocytozoon hepatopenaei* 66
- environmental stewardship 35
- enzootic abortion of ewes 41, 81
- enzootic bovine leucosis 41, 82
- epizootic haematopoietic necrosis virus 63, 65
- epizootic haemorrhagic disease virus 40
- epizootic lymphangitis 46
- epizootic ulcerative syndrome 63, 64
- equid herpesvirus 1 42, 82
  - in Queensland 49–50
- equine arteritis virus 42, 82
- equine diagnostics, boosting ahead of Brisbane 2032 Olympics 4
- equine encephalomyelitis 42, 43, 81
- equine encephalosis virus 46
- equine herpesvirus myeloencephalopathy (EHM) 50
- equine infectious anaemia 42, 82
- equine influenza virus 42, 82
- equine piroplasmiasis 42
- equine rhinopneumonitis 42, 82
- equines, Australia's status for WOAH-listed diseases 42–3
- European Commission for the Control of Foot-and-Mouth Disease (EuFMD), virtual real-time training for EAD 20–1
- European foulbrood 44
- Exercise Convergence 14
- Exercise Early Bird 11, 15
- Exercise Flight Path 15, 18
- Exercise Multiplex 15
- Exercise Raintree 5, 15–16
- Exercise Waterhole 17
- exports 71–2, 73
  
- feedlot industry's preparedness for emergency animal disease 32–3
- feline spongiform encephalopathy 45, 91
- feral animal surveillance, northern Australia 56
  - number tested for serological exposure to exotic diseases 57
- feral pigs included in national foot-and-mouth disease simulation model 11
- Fiji Veterinary Examination 23
- finfish
  - Australia's status for other significant disease agents 66
  - Australia's status for WOAH-listed disease agents 63
- fisheries production 73
- Foot-and-Mouth Disease Simulation Training 33
- foot-and-mouth disease virus 22, 40, 57, 83
  - AUSVETPLAN *Response Strategy: Foot-and-mouth disease* 18
  - EuFMD virtual real-time training 20–1
  - feral pigs included in FMD training model 11
  - preparedness exercise 16
- fowl typhoid 43, 83
  
- Getah virus 45
- glanders 4, 42
- goat pox 20, 42, 90
  - AUSVETPLAN *Response Strategy: Sheep and goat pox* 18
- goats, Australia's status for WOAH-listed diseases 41–2
- Government and Livestock Industry Cost Sharing Deed in Respect of Emergency Animal Disease Responses 18
- greenhouse gas emissions 35, 36
- Gumboro disease 43
- Gyrodactylus salaris* 63

- H5 high pathogenicity avian influenza (HPAI) viruses  
 Australian Government High Pathogenicity Avian  
 Influenza Preparedness Taskforce 12–13  
 Exercise Convergence 14  
 National Management Agreement for H5 HPAI in  
 Wildlife 10–11, 15  
 preparedness 13  
 South Australia's new mobile laboratory to test for 17  
 in wildlife on Heard Island iii, 13  
*see also* high pathogenicity avian influenza (HPAI)  
 viruses in poultry; influenza A viruses of high  
 pathogenicity in birds other than poultry, including  
 wild birds
- haemorrhagic septicaemia 41, 83  
 halotid herpesvirus-1 63, 64  
 Heard Island, H5 HPAI in southern elephant seals iii, 13  
 heartwater 40, 83  
 Hendra virus 46, 84  
 in Queensland 49  
*Hepatobacter penaei* 63  
 high expansion nitrogen (water-based) foam (HENF) 19  
 high pathogenicity avian influenza (HPAI) viruses in  
 poultry 43  
 Exercise Flight Plan (AUSTVETPLAN manual validation)  
 15  
 H5 HPAI vaccination feasibility 31  
 H7 HPAI in Victoria iii, 47  
 high pathogenicity avian influenza (HPAI) viruses in wild  
 birds *see* influenza A viruses of high pathogenicity in  
 birds other than poultry, including wild birds  
 high-risk animal products, interception 24  
*Histoplasma farciminosum* 46  
 honey bees *see* bees  
 humane destruction of livestock  
 improved preparedness 19  
 MANE for laying hens 31
- imports, biosecurity risks 24  
 Indigenous Land and Sea Corporation 30  
 Indigenous producer groups, working in partnership with  
 30  
 Indigenous Ranger Biosecurity Program (NAQS) 56  
 Indonesia, engagement and capacity building in 22  
 industry-led advancements in biosecurity and  
 preparedness iv, 30–3  
 infectious bovine rhinotracheitis/infectious pustular  
 vulvovaginitis 41  
 infectious bursal disease virus 43  
 infectious haematopoietic necrosis virus 63  
 infectious hypodermal and haematopoietic necrosis virus  
 64, 65  
 infectious myonecrosis virus 64  
 infectious pancreatic necrosis virus 66  
 infectious salmon anaemia virus 63  
 influenza A viruses  
 excluding swine, investigations 85  
 in swine, investigations 86  
*see also* H5 high pathogenicity avian influenza (HPAI)  
 viruses; high pathogenicity avian influenza (HPAI)  
 viruses in poultry
- influenza A viruses of high pathogenicity in birds other  
 than poultry, including wild birds 43  
 H5 HPAI national preparedness (Exercise Early Bird) 11, 15  
 surveillance 57  
 intensive industries collaboration meeting 30
- Jaagsiekte sheep retrovirus 45  
 Japanese encephalitis 40, 50–1, 57, 86  
 Jembrana disease virus 45
- key achievements and updates 2–37  
 koi herpesvirus 63
- Laboratories for Emergency Animal Disease Diagnosis and  
 Response network 5  
 Laem-Singh virus 66  
 lagomorph diseases and infections 44  
 leishmaniasis (*Leishmania macropodum*, *Leishmania*  
*infantum*) 40, 86  
 live animal exports 72  
 livestock industry  
 statistics 69–72  
 value of production 72  
 livestock products 71  
 livestock slaughterings 71  
 louping ill virus 45  
 low pathogenicity avian influenza viruses in domestic and  
 captive wild birds having proven natural transmission to  
 humans associated with severe consequences 43  
 lumpy skin disease 18, 22, 41, 87  
 AUSTVETPLAN *Response Strategy: Lumpy skin disease* 18  
 EuFMD virtual real-time training 20  
 NABSnet Skin Survey 56  
 National Action Plan iii, 5, 11  
 preparedness - Exercise Raintree 5, 16  
 simulation model 11  
 surveillance 56–7  
 surveillance strategy 11  
*Lumpy Skin Disease Vector Management Guide* 5
- Macrobrachium rosenbergii* nodavirus 64, 65  
 maedi-visna 42  
 malignant catarrhal fever, wildebeest-associated 45, 87  
*Marteilia refringens* 63  
*Marteilia sydneyi* 66  
*Marteilioides chungmuensis* 66  
 Meat & Livestock Australia 30, 34  
 meat exports 71–2  
 meat produced 71  
*Megalocytivirus pagrus1* 63  
*Melissococcus plutonius* 44  
 Menangle virus 46, 87  
 Middle East respiratory syndrome coronavirus 44  
*Mikrocytos mackini* 66  
 milk tankers, standard operation procedure for washing  
 and decontaminating in the field 32  
 modified atmospheric nitrogen euthanasia (MANE) in  
 laying hens 31

- molluscs
  - Australia's status for other significant disease agents 66
  - Australia's status for WOAH-listed disease agents 63
- Mycobacterium avium* 46, 51, 87
- Mycobacterium bovis* 87
- Mycobacterium tuberculosis* complex 40, 87
- Mycoplasma agalactiae* 42
- Mycoplasma gallisepticum* 44
- Mycoplasma iowae* 46
- Mycoplasma mycoides* subsp. *mycoides* 41, 81
- Mycoplasma synoviae* 44
- myiasis monitoring 55
- Myxobolus cerebralis* 66
- myxomatosis 44
  
- NABSnet Skin Survey 56
- Nairobi sheep disease 42
- National Agricultural Traceability Strategy 31
- National Animal Health Diagnostics Business Plan 2021–2026*, implementing 4
- National Arbovirus Monitoring Program (NAMP) 52
- National Avian Influenza Wild Bird Surveillance Program 59–60
  - sampling locations 60
- National Biosecurity Response Team (NBRT) 21
- National Biosecurity Strategy* 3
- National Biosecurity Strategy Action Plan* 3
- national exotic disease exclusion testing of aquatic animals in 2025 67
- national list of notifiable animal diseases of terrestrial animals 45
  - Australia's status for diseases not reportable to WOAH 45–6
- national list of reportable diseases of aquatic animals 66
- National Livestock Identification System (NLIS) 49
- National Lumpy Skin Disease Action Plan* iii, 5, 11
- National Management Agreement for H5 High Pathogenicity Avian Influenza (HPAI) in Wildlife (H5 NMA) 10–11, 15
- national preparedness iii, 14–16
- National Sheep Health Monitoring Project (NSHMP) 53–4
- National Sheep Industry Biosecurity Strategy 2025–2030 31
- National Significant Disease Investigation Program (NSDIP) 53
- National Statement on Animal Welfare* 7
- national surveillance programs and initiatives 52–61
- National Transmissible Spongiform Encephalopathies (TSE) Surveillance Project 54
- National Veterinary Epidemiology and Surveillance Advisory Group 5
- national veterinary workforce data, improving 20
- Neorickettsia risticii* 46
- New South Wales
  - anthrax 48
  - avian tuberculosis 51
  - bovine anaplasmosis 49
  - bovine babesiosis 49
  - Japanese encephalitis 50–1
  - white spot syndrome virus 67
- New World screw-worm fly 40, 55, 87
- Newcastle disease virus 44, 88
- Nipah virus 29, 40, 57, 88
- nitrogen whole-house gassing (NWHG) 19, 31
- Northern Australia Biosecurity Surveillance Network (NABSnet), Skin Survey 56
- Northern Australia Quarantine Strategy (NAQS) 50, 56–7
- Northern Territory, Australian bat lyssavirus 48
- notifiable animal diseases of terrestrial animals, disease investigations 76–93
  
- Old World screw-worm fly 40, 55, 88
- One Health approach to strengthen public health and disease control iv, 27
  - establishment of Australian Government One Health Network 28
  - implementing *Australia's Animal Sector Antimicrobial Resistance Action Plan 2023 to 2028* 6
  - legislation establishing the Australian Centre for Disease Control 27–8
  - One Health Symposium, Canberra 28
  - One Health Wonders webinar series 29
  - rabies public awareness strategy 23
  - Rapid Risk Assessment workshop 29
- ostreid herpesvirus 1 66
- outdoor composting for mass carcass disposal of spent layer hens 31
- ovine chlamydiosis 41, 81
- ovine epididymitis 42
  
- Pacific Island countries 23
- Paenibacillus larvae* 44, 84
- pain relief research 35
- Papua New Guinea
  - Biosecurity and Forestry Twinning Program 22–3
  - rabies public awareness strategy 23
- paratuberculosis 40, 89
- Partnerships for a Healthy Region initiative 23
- Pasteurella multocida* serotypes 6:b and 6:e 41, 85
- pasture-based methane reduction 35
- pathogenic rabbit lagoviruses 44
- Perkinsus marinus* 63
- Perkinsus olseni* 63, 65
- peste des petits ruminants virus 42, 89
- AUSVETPLAN *Response Strategy: Peste des petits ruminants* 18
- pig industry, sustainability update 37
- pigeon paramyxovirus 58
- pigs *see* swine
- porcine cysticercosis 43
- porcine enteroviral encephalomyelitis 91
- porcine epidemic diarrhoea virus 46, 89
- porcine myocarditis 80
- porcine reproductive and respiratory syndrome virus 43, 57, 89
- pork industry, sustainability updates 37
- Post Entry Quarantine (PEQ) facility, Mickleham, Victoria iv, 26
- post-weaning multi-systemic wasting syndrome 46, 89

- Potomac fever 46
- Pseudogymnoascus destructans* in bats 46
- pseudorabies virus *see* Aujeszky's disease virus
- psittacine beak and feather disease 58
- Psoroptes ovis* 45
- pullorum disease 44, 90
- Q fever 40
- Qantas 25
- Queensland
- equid herpesvirus 1 49
  - Hendra virus 49
  - Japanese encephalitis 59
  - Salmonella* Enteritidis in poultry 51
- Queensland Health 49, 50, 51
- rabbit haemorrhagic disease 44
- rabies virus 23, 40, 90
- One Health public awareness strategy 23
- ranavirus species 64, 65, 66
- red meat packaging stewardship 35
- reduced-protein diets for efficient and sustainable layer production 36
- regional collaboration and capacity building 22–3
- Renibacterium salmoninarum* 66
- Rift valley fever virus 29, 40, 90
- rinderpest virus 40
- Salmonella* abortus-equi 46, 90
- Salmonella* Abortusovis 42, 90
- Salmonella* Enteritidis in poultry 46, 90
- in Queensland 51
- Salmonella* (non-notifiable spp.) 58
- salmonellosis 42, 90
- salmonid alphavirus 63
- scale drop disease virus 66
- scrapie 42, 91
- screw-worm fly 40, 55, 87, 88
- Screw-Worm Fly Surveillance and Preparedness Program 55
- locations of targeted myiasis monitoring and fly trapping 55
- Seneca Valley virus (senecavirus A) 46, 57
- sheep
- Australia's status for WOAHA-listed diseases 41–2
  - National Sheep Health Monitoring Project 53–4
  - numbers by state 69–70
- sheep pox 20, 42, 90
- AUSVETPLAN *Response Strategy: Sheep and goat pox* 18
- Sheep Producers Australia 31
- sheep scab 45
- Sheep Sustainability Framework 35
- sheep and wool industry
- biosecurity strategies 31
  - sustainability and animal welfare updates 35
- significant disease incidents and status changes of nationally notifiable terrestrial animal diseases in 2025 46–51
- Singapore grouper iridovirus 66
- small hive beetle 44
- South Australia, *Taenia saginata* 49
- spironucleosis 58
- Spring viraemia of carp virus 63
- surra 40, 91
- AUSVETPLAN *Response Strategy: Surra* 18
- sustainable calf management 34
- swine, Australia's status for WOAHA-listed diseases 43
- swine vesicular disease virus 46, 57, 90
- Taenia saginata* 45, 91
- in South Australia 49
- Taenia solium* 43
- Taura syndrome virus 64
- Taylorella equigenitalis* 42, 81
- terrestrial animal health status 39
- Australia's status for notifiable diseases of terrestrial animals that were not WOAHA-listed in 2025 45–6
  - Australia's status for WOAHA-listed diseases 39–44
  - investigations of notifiable animal diseases 76–93
  - national list of notifiable diseases 45
  - significant disease incidents of nationally notifiable terrestrial animal diseases in 2025 47–51
- Teschovirus A* (teschovirus encephalomyelitis) 46, 91
- Theileria annulata* 41, 91
- Theileria equi* and *Babesia caballi* 42
- Theileria lestoquardi* 42
- Theileria luwenshuni* 42
- Theileria orientalis* 41
- Theileria parva* 41, 91
- Theileria uilenbergi* 42
- theileriosis 91
- tick fever 49
- tick-borne encephalitis virus 45
- Tilapia lake virus 63
- Timor-Leste, rabies public awareness and One Health management strategy 23
- toxicities in wild birds 58
- trade, animal imports 24
- transmissible gastroenteritis 43, 91
- transmissible spongiform encephalopathies 45, 91
- Transmissible Spongiform Encephalopathy Freedom Assurance Program 41, 54
- Trichinella* spp. 40
- trichomonosis 41
- Tropilaelaps* spp. 44, 84
- Trypanosoma brucei* 40
- Trypanosoma congolense* 40
- Trypanosoma cruzi* 45
- Trypanosoma equiperdum* 42
- Trypanosoma evansi* 40, 91
- Trypanosoma simiae* 40
- Trypanosoma vivax* 40
- tularaemia 40
- turkey rhinotracheitis 44
- Varroa destructor* (varroa mite) 44
- Varroa* spp. (varroosis) 88
- Venezuelan equine encephalomyelitis 43, 81
- vesicular exanthema of swine virus 46

vesicular stomatitis virus 45, 57, 92  
Veterinary Workforce Data Taskforce 20  
*Vibrio parahaemolyticus* 64  
Victoria  
    high pathogenicity avian influenza (HPAI) viruses in  
        poultry 47  
    Japanese encephalitis 51  
viral haemorrhagic septicaemia virus 63  
virtual fencing technology 34

warble fly infestation (warble fly myiasis) 45, 92  
Wesselsbron virus 45  
West Nile virus (West Nile fever) 41, 93  
western equine encephalitis virus (western equine  
    encephalomyelitis) 42, 81  
white nose syndrome 46  
white spot syndrome virus (white spot disease) 64, 65  
    biosecurity control zones 67  
    in New South Wales 67  
white tail disease 64, 65  
wild birds  
    disease investigations 58  
    influenza A viruses of high pathogenicity in 43  
    National Avian Influenza Wild Bird Surveillance  
        Program 59–60  
wildlife disease investigations reported in Australia in  
    2025 58  
Wildlife Health Australia (WHA) iii, 57–8, 59  
    Bat Health Focus Group 59  
wildlife health surveillance 57–9  
Wool Industry Post-farmgate EAD Preparedness and  
    Response RD&E Strategy 2025–2030 31  
WoolProducers Australia 31  
workforce continuous improvement updates 20–1  
World Organisation for Animal Health (WOAH)  
    Australia's status for listed disease agents of aquatic  
        animals 63–4  
    Australia's status for listed diseases of terrestrial  
        animals 39–44  
    distribution of listed aquatic animal diseases in  
        Australia 64–5

*Xenohalotis californiensis* 63

Yellow head virus genotype 1 64  
*Yersinia ruckeri* – Hagerman strain 66



